

Dumaresq – Barwon Border Rivers Commission

Annual Report 2024 - 2025

The Dumaresq-Barwon Border Rivers Commission operates in the upper Murray-Darling Basin. The Commission came into existence by a legislative agreement between the States of New South Wales and Queensland in 1946-1947.

The Commission is a joint operation, with each State retaining 50% shareholding control. Commission expenses incurred are funded 50:50 by each State. Each State has 50% ownership of the Commission's $274 million bulk water infrastructure asset portfolio.

The Commission determines, enables, and monitors each State's eligible share of water that crosses or passes into and along the New South Wales and Queensland border. It has certain investigative functions to identify and report on potential improvements for water-sharing equity between the States.

The Commission manages water at a wholesale supply level, and our stakeholders are the States and not individual water users of either State. Revenue from the water usage of individual water users is collected and retained separately by each State.

The States jointly contributed $5,970 million to fund the Commission's expenses in the 2024-2025 financial year. All works and services are undertaken by or procured through a government entity of either State. The Commission, in turn, pays those entities for their services. Operating expenses for 2024-2025 were $4.783 million.

About the report

The Dumaresq-Barwon Border Rivers Commission Annual Report, 2024-2025, describes the Commission's activities undertaken between 1 July 2024 and 30 June 2025.

The Dumaresq-Barwon Border Rivers Commission is recognised as a not-for-profit, unincorporated government Statutory Body in Queensland and New South Wales.

Public availability

Electronic copies of the Dumaresq-Barwon Border Rivers Commission annual report are available online at https://www.brc.gov.au/publications

Limited printed copies are available by phoning 0447 246 638 Monday to Friday between 9 am-4 pm.

Information security

This document has been classified using the Queensland Government Information Security Classification Framework (QGISCF) as PUBLIC and will be managed according to the requirements of the QGISCF. See www.qgcio.qld.gov.au

Queensland language service policy and Interpreter service statement

The Queensland Government is committed to providing accessible services to Queenslanders from all culturally and linguistically diverse backgrounds. If you have difficulty understanding the annual report, you can contact us within Australia at 13 QGOV (13 74 68), and we will arrange an interpreter to effectively communicate the report to you.

Acknowledgement of Country

The Dumaresq-Barwon Border Rivers Commission acknowledges the Traditional Owners and Custodians of the land on which we live and work and pays respect to Elders past and present. We also acknowledge our First Nations people, who are an integral part of the workforce. Always was, and always will be, Aboriginal land.

Dumaresq-Barwon Border Rivers Commission
L5, 1 William Street | GPO Box 2247, Brisbane Qld 4001
ISSN: 1839-4752
© Dumaresq-Barwon Border Rivers Commission 2025

Table of Contents

Letter to Queensland Shareholder Minister	**5**
Letter to New South Wales Shareholder Minister	**6**
Who we are	**7**
Where we operate	**8**
Chair's Report	**9**
Our Structure	**10**
Our Management Team	**10**
Remuneration	**11**
Our Commissioners	**12**
Our Commission Committee's	**14**
Meetings Held	**16**
2024-2025 at a glance	**17**
Strategy and Governance	**18**
Our strategic performance	**19**
Our overall governance structure	**21**
Our Governance Framework	**22**
Internal Audit and Risk Management Policy	**24**
Annual water catchment services and performance	**25**
Dam and weirs infrastructure	**26**
Operations and Maintenance	**27**
Refurbishments and enhancements	**28**
River gauging and groundwater monitoring	**29**
Water quality monitoring	**31**
State's Wholesale Water Sharing Management	**33**
Our Financial Performance	**34**
Financial performance summary	**35**
Operating expenses by service	**37**
Financial Report	**38**
Independent Auditors Report	**67**
Glossary	**69**

List of Tables

Table 1 Meetings held between 1 July 2024 to 30 June 2025 16
Table 2 Sunwater Glenlyon Dam Water Statistics 2024-2025 27
Table 3 Routine Operation and Maintenance at Glenlyon Dam for 2024-2025 27
Table 4 Routine Operation and Maintenance at Boggabilla Weir for 2024-2025 27
Table 5 Sunwater employee training for 2024-2025 27
Table 6 Sunwater Workplace Health and Safety reporting for 2024-2025 27
Table 7 Sunwater environmental incident reporting for 2024-2025 27
Table 8 Sunwater refurbishment and enhancement performance for 2024-25 28
Table 9 Sunwater dam safety inspections and training undertaken in 2024-25 28
Table 10 River gauging stations in the Border Rivers Catchment funded by the Commission 29
Table 11 In-field river gauging services undertaken in 2024-25 by the State Controlling Authorities in the Border Rivers Catchment 29
Table 12 River gauging stations across the Intersecting Streams funded by the Commission 30
Table 13 In-field river gauging services undertaken in 2024-25 by the State Controlling Authorities in the Intersecting Streams 30
Table 14 Details of the groundwater portfolio monitoring stations funded by the Commission for 2024-25 31
Table 15 Water quality parameters analysed monthly at all sites within the Border Rivers and Intersecting streams 31
Table 16 Water quality samples taken for 2024-25 32
Table 17 State Wholesale surface water sharing 2024-25 33
Table 18 Dumaresq-Barwon Border Rivers Commission Five-Year Financial Results (FY 2021- FY 2025) 35
Table 19 Operating expenses by service for 2024-2025 37

Letter to Queensland Shareholder Minister

14 October 2025

The Honourable Ms Ann Leahy, MP
Minister for Local Government and Water and
Minister for Fire, Disaster Recovery and Volunteers
GPO Box 2247
BRISBANE QLD 4001

Dear Minister Leahy

We are pleased to submit for presentation to the Parliament the Annual Report 2024-2025 and financial statements for the Dumaresq-Barwon Border Rivers Commission.

The report details the non-financial and financial performance of the Commission from 1 July 2024 to 30 June 2025.

We certify that this Annual Report complies with the

- prescribed requirements of the *Financial Accountability Act 2009* and the *Financial and Performance Management Standard 2019*;
- *Annual Report requirements for Queensland Government Agencies; and*
- is in accordance with the provisions of *the New South Wales-Queensland Border Rivers Act 1946.*

Yours sincerely

Shaun Cox
Chair

Stephenie Hogan
Commissioner for Queensland

Letter to New South Wales Shareholder Minister

14 October 2025

The Honourable Rose Jackson, MLC
Minister for Water, Minister for Housing, Minister for Homelessness, Minister for Mental Health and Minister for Youth
GPO Box 5341
SYDNEY NSW 2001

Dear Minister Jackson

We are pleased to submit for presentation to the Parliament the Annual Report 2024-2025 and financial statements for the Dumaresq-Barwon Border Rivers Commission.

The report details the non-financial and financial performance of the Commission from 1 July 2024 to 30 June 2025.

We certify that this Annual Report complies with the

- prescribed requirements of the *Government Sector Finance Act 2018*, and
- is in accordance with the provisions of *the New South Wales-Queensland Border Rivers Act 1947*.

Yours sincerely

Shaun Cox
Chair

Peter Hyde
Commissioner for New South Wales

Who we are

The New South Wales and Queensland Governments established the Dumaresq-Barwon Border Rivers Commission on ratification of the New South Wales-Queensland Border Rivers Act 1946 (Qld) and New South Wales-Queensland Border Rivers Act 1947 (NSW)

Under the Acts, the Commission's key obligation is to determine and monitor the water supply shares available to each State as per the Act Agreement. This is enabled by legislative control of the jointly owned States' infrastructure. Each State funds the Commission's expenditure equally. The resulting water user revenue is accounted for separately by each State.

The Commission's operational area exists within the upper reaches of the Darling River within the Murray-Darling Basin, and its responsibility includes:

- Glenlyon Dam on Pike Creek, Queensland.
- Dumaresq River watershed upstream of Mingoola Gauging Station.
- The Carrier Rivers are the rivers constituting part of the boundary between the States.
- The Intersecting Streams include those rivers and streams that cross the New South Wales Queensland border west of Mungindi; the Moonie, Bokhara, Narran, Culgoa, Ballandool, Warrego and Paroo Rivers and any stream or watercourse that forms part of the Darling River Drainage system.
- Alluvial aquifers associated with the Border Rivers Alluvium.

The statutory functions and duties of the Commission are to:

- Determine the quantities of water available to each State and ensure compliance by each State with their share.
- Periodically determine the quantities of water available from the groundwater alluvium associated with the Carrier Rivers, report and make recommendations to the States.
- Periodically determine the quantities of water available from the Intersecting Streams, report and make recommendations to the States of works to ensure better distribution of water between the States.
- Investigate matters to enable the Commission to exercise the powers and discharge the duties conferred upon it by the Act Agreement.
- Report and make recommendations to the States regarding the works and other matters.
- Control the construction, operation, and maintenance of works subject to the Border Rivers Catchment and Intersecting Streams Act Agreement.
- Arrange for the effective monitoring of certain waters that flow into, along and out of the Carrier Rivers, the Intersecting Streams and certain groundwater areas.

In addition to its statutory functions, the Commission has arranged for water quality monitoring in the Carrier Rivers and the Intersecting Streams.

Where we operate

The Border Rivers Catchment and Intersecting Streams operational areas:

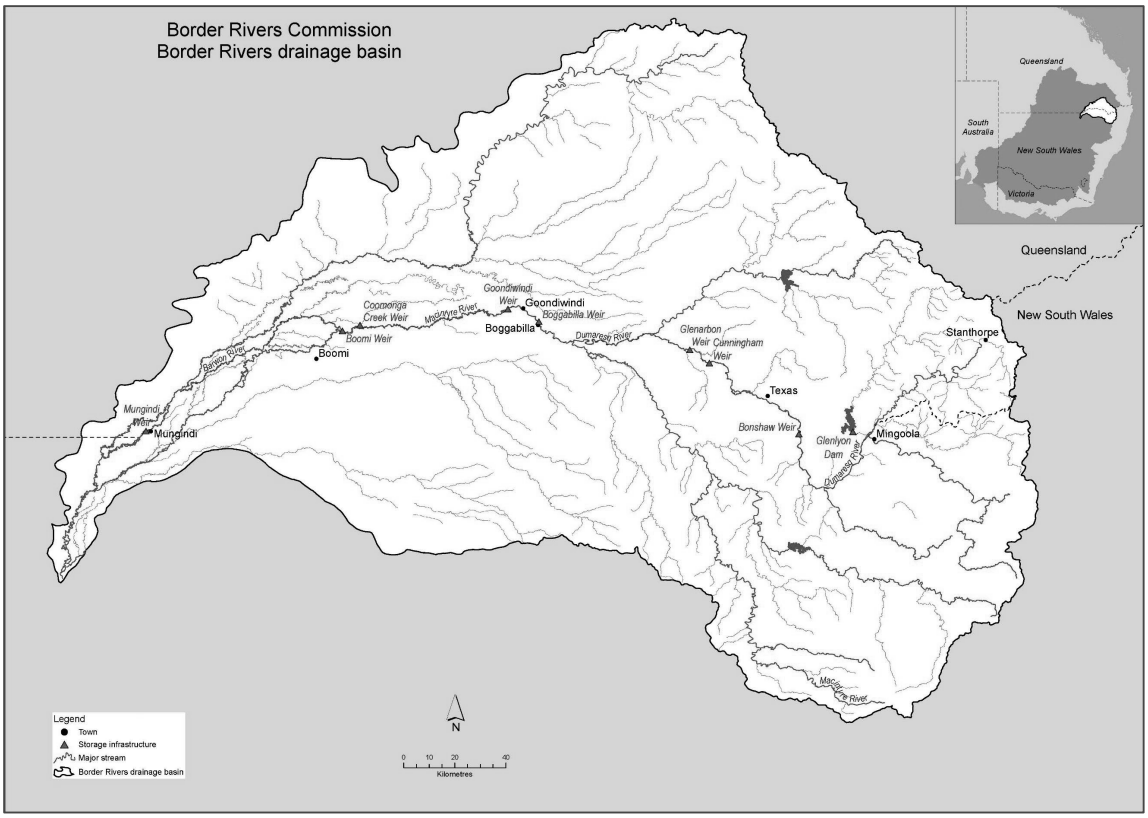

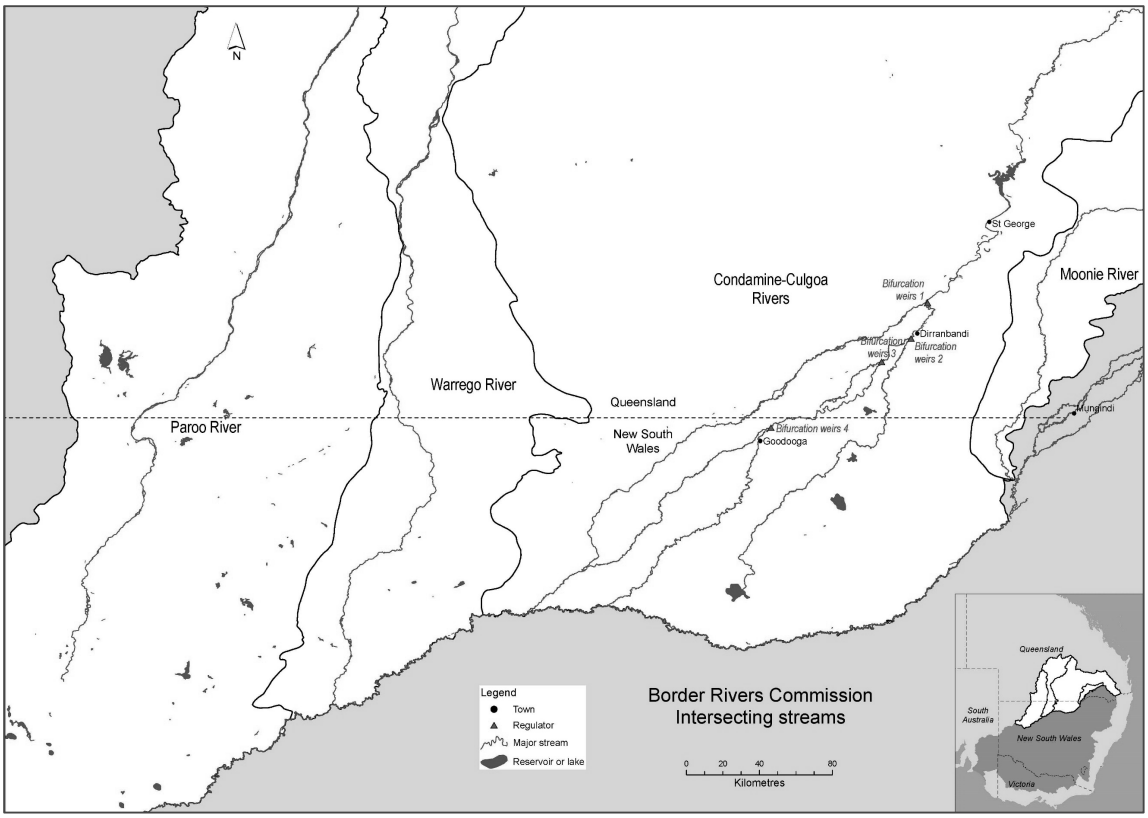

Chair's Report

I am pleased to present the Commission's achievements in meeting the objectives set out in our Business Plan for 2024–2025. We aim to ensure the Border Rivers are managed sustainably with clear, straightforward governance and service delivery arrangements.

Water from the Border Rivers supports irrigation water users, town water users and environmental needs on both sides of the border. This year saw no major rain events, and Glenlyon Dam ended the year at 54.6% capacity, retaining storage to supply water for the upcoming season.

Since I assumed the role of Chair, the Commission has pursued a path of continuous improvement, which has persisted. Over the past financial year, the Commission held three formal meetings and conducted a strategic planning day in December 2024.

This year, the Commission has continued to strengthen its financial management framework, refining practices and polices to support a long-term, sustainable approach to expenditure. These efforts are building a strong foundation for future economic sustainability and ensuring that shareholders remain well informed about the Commission's financial direction and stewardship. Our commitment to prudent financial management, accountability and transparency remains central to fulfilling our fiduciary responsibilities and safeguarding the Commission's future.

The post-COVID environment continues to present cost pressures across many sectors, particularly due to rising costs from key service providers. In response, the Commission has looked to gain greater visibility of service delivery costs and ensure value for money and financial efficiency.

Building on the service needs analysis completed in the previous year, the Commission progressed several key initiatives to strengthen asset management and financial planning. A comprehensive five-year infrastructure, land and buildings asset revaluation was completed to provide a robust foundation for future investment decisions. In addition, a strategic project has commenced to guide the sustainable renewal of aging bifurcation infrastructure in the Lower Balonne, ensuring that essential assets continue to meet operational and community needs into the future.

Together, these actions reinforce the Commission's commitment to long-term financial, sustainable, and responsible stewardship of its assets.

The Queensland Audit Office has audited the Commission's finances for 2024-2025 and found them in order.

The Commission continues to work with the States Border Rivers Interjurisdictional Working Group as they look at the Commission's potential reform pathways. We look forward to continuing this critical work with the team on the opportunities and challenges that reform may bring.

I wish to thank Sunwater Ltd and WaterNSW for their operation and management of the Commission's assets and delivery of water to the States during the year, and the New South Wales Department of Climate Change, Energy, the Environment and Water and the Queensland Department of Local Government, Water and Volunteers for their continued support during 2024-2025.

In closing, I also thank the Commissioners and Deputy Commissioners, the Commission's Chief Executive Officer, the Executive Coordinator, the finance team and members of the Committees and other departmental staff from both States for their dedication, efforts, and support throughout the year. I am sure they will continue in the same committed manner in 2025-2026 and beyond.

Mr Shaun Cox, Chair

Our Structure

Commissioners:

- Mr Shaun Cox - Independent Chair
- Ms Stephenie (Steph) Hogan (DLGWV) - Commissioner representing Queensland
- Mr Peter Hyde (DCCEEW) - Commissioner representing New South Wales
- Mr Trevor Dann (DLGWV) - Deputy Commissioner representing Queensland
- Ms Kate Drinkwater (DCCEEW) - Deputy Commissioner representing New South Wales

Service Delivery and Asset Committee (SDAC):

- Mr Peter Brownhalls (DLGWV) - Chair
- Ms Ainslee Hempseed (DLGWV)
- Ms Therese Hulme (DCCEEW)
- Mr Eugene Moore (DCCEEW)
- Mr Craig Cahill (Sunwater)
- Ms Kate Masters (WaterNSW)

SDAC non-members

- Mr Partha Saha (WaterNSW)

Finance, Risk and Audit Committee (FRAC):

- Mr Peter Hyde (DCCEEW) - Chair
- Mr Trevor Dann (DLGWV)
- Mr John George (Independent Member)

People Committee:

- Ms Stephenie (Steph) Hogan (DLGWV) – Chair
- Ms Kate Drinkwater (DCCEEW)

Border River Commission Management Team:

- Ms Donna Hodgon - Chief Executive Officer (DCCEEW)
- Ms Debra Hobson - Executive Coordinator (DCCEEW)
- DCCEEW Finance Team Members (DCCEEW)

Our Management Team

Ms Donna Hodgon, Chief Executive Officer, is an employee of the NSW Department of Climate Change, Energy, the Environment and Water.

Ms Debra Hobson, an employee of the NSW Department of Climate Change, Energy, the Environment and Water, commenced in June 2025 as Executive Coordinator to provide business support to the Commission.

A team within the NSW Department of Climate Change, Energy, the Environment and Water provides the Commission's Financial Support. The Water Performance team undertakes the management of accounting, banking and payment services. The Finance Control and Reporting team produces the Annual Financial Statements. This change from one primary Accountant has enabled the backfilling of roles and represents a better model for long-term succession planning for the Commission's finances.

Remuneration

By statute, the salary fees or allowances and expenses of each Commissioner or Deputy Commissioner, except for the Chair, are paid by their relevant States and not borne by the Commission. The salary fees or allowances of the Chair and the independent member of the Finance, Risk and Audit Committee are considered Commission expenses, with the States funding 50:50.

The Chair's base remuneration is $36,000 per annum, plus superannuation and reimbursement for meeting travel expenses. The independent committee member is paid an allowance of $5,000 per annum. As invoiced by the relevant government entity, the States equally fund all other labour expenses for services undertaken for the Commission.

All service provider's labour expenses, except Sunwater Ltd, are based on a cost pass-through arrangement. All labour charges include organisational overheads and employment statutory on-cost provisions such as superannuation, leave loading and payroll tax. Sunwater Ltd is engaged on commercial terms.

Our Commissioners

Mr Shaun Cox (Chair)

BEng (Civil), METM, FAICD, FIEAust, CPEng, FAIM

Independent Commissioner (Appointed 19 April 2018 with an appointment term to 7 October 2026)

Skills, experience, and expertise:

Shaun has led various Australian water utilities for more than eighteen years. This includes Melbourne Water, South East Water and Gold Coast Water.

Shaun has over twenty years of Board experience, being a past Director and Chair of both the Smart Water Fund and the Water Services Association of Australia (WSAA). He has also served as the Managing Director of Melbourne Water and South East Water and was on the inaugural Board of the Cooperative Research Centre for Water Sensitive Cities. Shaun now enjoys running his own consultancy business, which he has done for the past ten years.

Shaun has extensive leadership experience in the water industry and a passion for creating and adding value in any role he takes on. He holds a degree in Civil Engineering and a Master of Engineering and Technology Management.

Shaun is a Fellow of The Australian Institute of Company Directors and Engineers Australia.

Mr Peter Hyde

BAppSc, MEnv.Mgment

Commissioner representing New South Wales (Appointed 26 September 2023 with an appointment term to 25 September 2028)

Skills, experience, and expertise:

Peter has over twenty years of experience in the water area and has worked with the NSW Government since 2017. He is currently the Director Inland Water Planning in the Water Group of the NSW Department of Climate Change, Energy, the Environment and Water.

This role includes responsibility for the NSW inland surface water sharing plans and Basin Plan water resource plans. Peter worked at the Murray Darling Basin Authority and the National Water Commission before joining the NSW Government.

Prior to working for the Commonwealth Government, he worked in consulting in various locations, including Papua New Guinea, China, Western Australia, and the Hunter region of NSW.

Ms Stephenie (Steph) Hogan

BAppSc (App. Geology)

Commissioner representing Queensland (Appointed 22 July 2021 with an appointment term to 21 July 2026)

Skills, experience, and expertise:

Steph has worked in water-related roles in the Queensland Government since 1999 and is currently the Executive Director, Strategic Policy and Partnerships in the Water Infrastructure, Policy and Partnerships Division of the Queensland Department of Local Government, Water and Volunteers.

Her experience in previous roles includes responsibility for assisting proponents in facilitating the delivery of priority water infrastructure projects across the State.

One of Steph's former roles was the Director for Water Planning in the Water Policy unit, being responsible for developing water plans across the State of Queensland.

Mr Trevor Dann

B Econ (Hons)

Deputy Commissioner representing Queensland (Appointed in 22 July 2021 with an appointment term to 21 July 2026)

Skills, experience, and expertise:

Trevor has worked in a number of water related roles since joining the Queensland Government in 1997 and is currently the Executive Director of Water Security Infrastructure and Governance within the Queensland Department of Local Government, Water and Volunteers.

This role leads the provision of high-level professional advice on issues of strategic oversight of State-owned water entities; assessment and delivery of new water infrastructure proposals; the framework for the States' pricing of bulk water and irrigation customers; and provides strategic and economic advice on whole of government policy initiatives, including urban water security.

Ms Kate Drinkwater

B Econ (Hons)

Deputy Commissioner representing New South Wales (Appointed 5 March 2025 with an appointment term to 4 March 2030)

Skills, experience, and expertise

Kate has over 20 years of experience in water-related roles and has worked with the NSW government since 2001. Kate is currently the Director of Economics Advisory in the Water Group of the NSW Department of Climate Change, Energy, the Environment and Water.

This role is responsible for providing strategic advice and analysis to support evidence-based water policy and planning in NSW and leading a major pricing submission to recover the NSW Government's costs of water management. Kate's previous roles have included development and implementation of metropolitan water plans, water price and environmental regulation, and she was a member of the water renewal taskforce implementing water reform in NSW, including non-urban metering reform.

Our Commission Committee's

The Service Delivery and Asset Committee (SDAC)

The Service Delivery and Asset Committee assists the Commission in fulfilling its responsibilities in overseeing water management, service delivery and asset management practices.

This oversight is to help the Commission meet its strategic objectives and manage risk and operational costs with these activities. The Committee's Charter outlines its role, functions, and responsibilities.

The Committee provides assurance for asset management, the setting and implementation of internal controls concerning laws, regulations, risk management and best practice guidelines within their responsibility area; water management; dam safety and prudency and efficiency of the service delivery contracts and service standards.

During 2024-2025, the Committee worked on the following activities:

- Review of the risk register.
- Collection of data for statistical reports.
- Review and update of standard operating procedures and policies.
- Reviewed and monitored service provider operational reports.
- Service obligations and compliance.

Finance, Risk and Audit Committee (FRAC)

The Finance, Risk and Audit Committee assists the Commission in fulfilling its responsibilities for oversight of the quality, adequacy and integrity of the company's finance, Audit (internal and external) and risk management practices.

The Committee's responsibilities and duties are outlined in its Charter. They include overseeing the budgeting process, financial management and reporting, and the review and application of Accounting Policy Standards. In addition, the internal control setting and implementation, organisational comprehensive risk management, establishing and overseeing appropriate assurance and audit plans, and informing the Commission of any emerging contemporary issues such as legislation or best practice changes.

During 2024-2025, the Committee worked on the following activities:

- Review of the risk management framework and plan
- Review of the risk register.
- 5-year Comprehensive Infrastructure, Land and Buildings Asset Revaluations.
- Oversight of Financial Management Policies.
- Review of financial reports, including the External Audit.
- Review of a service provider's budgets and expenditure.
- Long-term Cash Flow Model Development.
- Cash management and banking procedures.

People Committee

The People Committee assists the Commission in fulfilling its remuneration, nominations and employment responsibilities, including any New South Wales and Queensland State Government requirements concerning payment and any other State policies that need to be considered. The Committee's Charter outlines its role and responsibilities.

The objective of the Committee is to assist the Commission in discharging its responsibilities by making recommendations, particularly concerning: the remuneration package for the independent Chair; the remuneration package for the independent member/s of other committees, for example, the Finance, Risk & Audit Committee; manage and oversee State Departmental internal Human Resources matters, such as recruitment, performance management, training and development; the Commission's composition, diversity, performance, development and renewal; and succession and transition planning.

During 2024-2025, the Committee worked on and investigated the following activities:

- Succession planning activities, including the upcoming Independent Chair replacement
- Evaluation of the skills mix within the Commission
- Review of the outcomes of the Commission's yearly self-assessment survey
- Improvement and training opportunities for members
- Recruitment activities for the selection of the new Executive Coordinator.

Meetings Held

Table 1 Meetings held between 1 July 2024 to 30 June 2025

Member	Commission Meetings		Service Delivery & Asset Committee		Finance, Risk & Audit Committee		People Committee	
A or B indicator	A	B	A	B	A	B	A	B
Mr Shaun Cox	3	3	N/A	N/A	N/A	N/A	1	1
Ms Steph Hogan	3	3	4	2			4	4
Mr Peter Hyde	3	3	N/A	N/A	6	6	3	3
Mr Trevor Dann	3	3	N/A	N/A	6	6	N/A	N/A
Ms Kate Drinkwater	2	2	N/A	N/A	N/A	N/A	2	2
Mr Peter Brownhalls	N/A	N/A	4	4	N/A	N/A	N/A	N/A
Ms Ainslee Hempseed	N/A	N/A	4	4	N/A	N/A	N/A	N/A
Ms Therese Hulme	N/A	N/A	4	4	N/A	N/A	N/A	N/A
Mr Eugene Moore	N/A	N/A	3	2	N/A	N/A	N/A	N/A
Ms Linda Holz	N/A	N/A	1	1	N/A	N/A	N/A	N/A
Mr Craig Cahill	N/A	N/A	4	3	N/A	N/A	N/A	N/A
Ms Kate Masters	N/A	N/A	4	3	N/A	N/A	N/A	N/A
Mr John George	N/A	N/A	N/A	N/A	6	3	N/A	N/A

A = Number of meetings held / eligible for; B = Number of meetings attended

Deputy Commissioners are eligible to attend Commission meetings, and this is not mandatory unless the state Commissioner is absent.

The Queensland Commissioner is a Commission-nominated observer on the SDAC but not a member.

Commission Committee Chairs are to present verbal reports of their Committee's activities at each meeting.

All Commissioners and Deputy Commissioners not formally appointed to a committee can attend the Service Delivery and Asset, and Finance, Risk and Audit Committee meetings.

Only appointed Commissioners are entitled to attend the People Committee meetings.

2024-2025 at a glance

Finances and Water Supply

In accordance with the NSW-Qld Border Rivers Act 1946 the Queensland Premier (represented by the Department of Local Government, Water and Volunteers) and the New South Wales Premier (represented by the Department of Climate Change, Energy, the Environment and Water) both contributed the amount of $5.970 million for the financial year 2025.

The States of Queensland and New South Wales jointly funded Commission expenses at the Border to the value of $4.783 million.

The Commission manages $274 million worth of shared infrastructure, including design, construction, operation, maintenance, and improvements. This allows it to determine, enable, and monitor water sharing between and on behalf of the States of Queensland and New South Wales that is subject to the Agreement.

State agencies perform all services:

- Sunwater (Qld) Budget – $3,627k
- WaterNSW Budget – $955k
- Qld DLGWV Budget – $731k
- NSW DCCEEW Budget – $264k
- Other Budget – $584k

Commission's output - Wholesale Water Supply:

- Qld Water Supply Distribution
  - Surface water FY25 – 19,060 ML
  - Groundwater FY25 – 5,277 ML
  - State balance 30th June 2025 – 84,740 ML

- NSW Water Supply Distribution
  - Surface water FY25 – 42,400 ML
  - Groundwater FY25 – 4,880 ML
  - State balance 30th June 2025 – 52,490 ML

Revenue

Individual water user sales, overall management and revenue collection remain with each State.

Strategy and Governance

Our strategic direction

The Commission aims to ensure that the Border Rivers are managed sustainably with clear and straightforward governance and service delivery arrangements. The Commission will get its fundamentals right to support effective service to the States.

We will do this by:

- Managing the business prudently and efficiently while ensuring financial sustainability.
- Establishing long-term plans (10 years) for sustainably managing the business, the desired levels of service and the associated assets.
- Identifying risks and developing relevant mitigation plans.
- Ensuring high levels of transparency in relation to our activities.
- The Commission has identified the following business objectives and key initiatives that it will use to achieve its goal, with work underway.

Goal – the Border Rivers are managed sustainably with clear, straightforward governance and service delivery arrangements.

Objectives & Key Initiatives

Prudent and effective management

- Scope of service obligations
- Governance framework
- Long-term financial plan
- Cost and price review

Sustainable service delivery

- Asset strategy and management plan
- Sustainable service provider arrangements

Risk management

- Risk management plan and framework
- Public safety strategy
- Business continuity

Transparent operations

- Stakeholder engagement plan
- Performance reporting review
- Performance audit of the business

Our strategic performance

Prudent and effective management:

The Commission continued to review its service obligations scope to ensure continued compliance with legislative and other requirements. Although broad, this work has been ongoing since 2019, providing the Commission with an overall assurance framework. It has identified activities not clearly defined in current legislation or arrangements, and activities that have become another government entity's responsibilities.

During 2024 -2025, in partnership with our internal subcommittees, the Commission reviewed standard operating procedures and financial and accounting policies.

The Commission put further effort into developing a financial model to detail the Commission's longer-term, ten-year financial requirements. This work will provide third-party assurance that the Commission's costs and services are prudent and efficient. Additionally, it will set out the Commission's costs, ensuring transparency to our shareholding governments.

Each year, the Commission undertakes a comprehensive self-assessment evaluation to measure progress and improvements in strategy formulation, policy making, monitoring and supervision, accountability and working through a CEO. The Commission uses this survey as a continuous improvement tool, highlighting areas requiring more focus.

The Commission has worked on several of its digital strategies during the year, continuing to improve and update the SharePoint collaboration site and information available on its website.

Building on the service needs analysis completed in 2023-2024, the Commission progressed several key initiatives to strengthen asset management and financial planning. It has also undertaken a comprehensive five-year infrastructure, land and buildings asset revaluation. The revaluation of the asset base provides a robust foundation for future investment decisions.

In addition, a strategic project has commenced to guide the sustainable renewal of aging bifurcation infrastructure in the Lower Balonne, ensuring that essential assets continue to meet operational and community needs into the future.

Sustainable service delivery:

Risk management:

In partnership with the Commission's internal sub-committees, the Commission continued implementing and reviewing its approved risk management framework and plan and updating its risk register.

This work clarifies the current risks managed, our risk appetite and tolerability, and helps inform work programs, priorities, and budgets.

Sunwater operates, maintains, and undertakes capital works on Glenlyon Dam, Boggabilla Weir, and several smaller weirs as the Commission Asset Manager.

The Commission works with Sunwater to obtain assurances of its public safety framework to keep people safe. This is part of a larger body of work to establish the Commission's assurance framework.

In addition, Sunwater Ltd. undertakes wet season preparation, including exercising, reviewing, and updating the Glenlyon Dam Emergency Action Plan.

The Commission works with the service providers to report on identifying and managing key risks.

Transparent operations:

During 2024-2025, the Commission continued to engage with its stakeholders and participated in community engagement activities when they arose.

The Commission has a Stakeholder Engagement Plan outlining our approach to ensuring proactive and constructive engagement with key stakeholders. The Commission continues its journey to improve engagement, guided by the Commission's Stakeholder Engagement Plan.

The Commission continues to explore opportunities to engage with key stakeholders and work on better transparency in sharing and publishing information with the community.

Our overall governance structure

The Queensland and New South Wales governments are represented by the Minister for Local Government and Water, and Minister for Fire, Disaster Recovery and Volunteers (Qld) and the Minister for Water, Housing, Homelessness, Mental Health, Youth and the North Coast (NSW).

Appoints the Dumaresq-Barwon Border Rivers Commission. The Commission manages the Border Rivers on behalf of the governments of both Queensland and New South Wales. It is responsible for ensuring that it achieves the objectives as set out in the Border Rivers Act/s and agreements, ethically, responsibly and within its legislative and regulatory frameworks. The Commission's purpose is to ensure its ongoing performance and sustainability.

The Dumaresq-Barwon Border Rivers Commission establishes its Commission Committees.

Finance, Risk & Audit Committee

Assists the Commission with oversight of the quality, adequacy, and integrity of the Commission's management of finance, risk, and audit practices. The Committee is also responsible for the External Audit.

Service Delivery and Asset Committee

Assists the Commission with the oversight of service delivery and asset management, including water resources management and service provider issues as they arise.

People Committee

Assists the Commission with succession planning, remuneration and employment matters. This includes oversight of Government requirements with respect to remuneration of Commissioners and Committee members.

The Dumaresq-Barwon Border Rivers Commission appoints its management team.

The management team comprises a Chief Executive Officer, an Executive Coordinator and the DCCEEW Finance team. The management team supports the overall management of the Commission by providing support services and by monitoring business performance.

Our Governance Framework

Underpinning our governance structure is a framework of rules, relationships, systems and processes to exercise and control our activities. Our governance framework encompasses the mechanisms by which the Commission and those in control of the activities will be held accountable.

The Commission is recognised as an unincorporated Statutory Body in New South Wales and Queensland.

The Governance Framework for the Commission is based on the 'Governance Lighthouse' model that has been produced by the New South Wales Audit Office specifically for State and local government entities. It covers eight principles and has seventeen key governance components. The principles and components are based on the ASX Corporate Governance Principles and Recommendations.

Our governance principles and Key Components

Risk Management

- CEO and management sign off on internal controls
- Risk management program

Remuneration

- Remuneration is fair and reasonable

Disclosure

- Continuous disclosure
- Annual reporting

Corporate reporting

- CEO and the DCCEEW Account team sign off on the financial reports
- Internal and external audits
- Audit and risk committee

Ethics

- Compliance framework
- Fraud and corruption control framework
- Ethical framework

Structure

- Key Governance Committees

Management and oversight

- Diversity policy
- Clear accountability and delegation
- Regular reporting against plans
- Leadership, strategic and business plans

Other matters

Audit and inspection of the Commission's books

Under the Acts, the Commission shall be audited yearly by the Auditors-General of Queensland as agreed by the Premiers. On 8 October 2012, the Premier of Queensland signed an instrument of Agreement, authorising the Auditor-General of the State of Queensland to conduct all financial audits for the 2011-2012 and subsequent financial years.

In accordance with the Act Agreement Clause 31 and the Government Sector Finance Act 2018, auditing of the Commission's financial records for the period 1 July 2024 to 30 June 2025 has been performed by the Queensland Audit Office. No known events occurred after the balance date that would affect the Commission's financial statements.

Freedom of Information / Right to Information
The Commission received no requests during the 2024-2025 financial year.

Privacy Management
The Commission complies with the privacy management requirements of the Queensland Department of Local Government, Water and Volunteers and the New South Wales Department of Climate Change, Energy, the Environment and Water. No complaints were received during the year.

Insurance
Assets managed by the Commission, on behalf of the State of Queensland and New South Wales, are insured under policies held by the representative State departments, the Queensland Department of Local Government, Water and Volunteers, and the New South Wales Department of Climate Change, Energy, the Environment and Water. The insurance providers are the Queensland Government Insurance Fund and the New South Wales Treasury Managed Fund.

The Commission, its servants, and the departments are covered in those arrangements concerning any public liability claim. No claims were made during 2024-2025.

Internal Audit and Risk Management
The Commission has in place a three-part strategy for managing risk, namely:

- The Commission maintains a risk register to record identified institutional and business risks and detail risk treatment strategies for each risk.
- From time to time, the Department of Local Government, Water and Volunteers undertakes an internal audit of the Commission's financial processes and practices on its behalf.
- Sunwater Ltd, as the Commission's dam and weirs operations and maintenance service provider, maintains on the Commission's behalf a best practice risk management system relating to the Commission's infrastructure.

Cyber Security Requirements (NSW)
The Commission is a listed agency under the Department of Climate Change, Energy, the Environment and Water Cyber Security attestation. New South Wales department personnel undertaking Commission duties comply with the Department of Climate Change, Energy, the Environment and Water's implemented cyber security policy and procedures.

Human Rights Act (Qld)
The Commission complies with the requirements of the Human Rights Act, where it has jurisdiction and application. No human rights complaints were received in 2024-2025.

Workplace Health and Safety
There were no injuries or prosecutions reported during 2024-2025.

Other legislative requirements
The Commission complies with the requirements of other relevant legislation in Queensland and New South Wales through the adoption of the practices and procedures implemented by the Queensland Department of Local Government, Water and Volunteers and the New South Wales Department of Climate Change, Energy, the Environment and Water. No evident breach of compliance occurred during 2024-2025

Internal Audit and Risk Management Policy

Attestation Statement for the 2024-2025 Financial Year for the Dumaresq-Barwon Border Rivers Commission.

The Dumaresq-Barwon Border Rivers Commission, as of 1 July 2023, was added to Schedule 2 and is transitioning its arrangements to meet the TPP 20-08 policy requirements. The Commission believes it is materially compliant and will assess the criteria for exemption as a small agency in 2025-2026.

I, Shaun Cox, Chair, am of the opinion that the Dumaresq-Barwon Border Rivers Commission has internal audit and risk management processes in operation that are, excluding the exemptions or transitional arrangements described below, compliant with the seven (7) Core Requirements set out in the *Internal Audit and Risk Management Policy for the General Government Sector*, specifically:

Core Requirements

Risk management framework

1.1	The accountable Authority shall accept ultimate responsibility and accountability for risk management in the agency.	**Compliant**
1.2	The Accountable Authority shall establish and maintain a risk management framework that is appropriate for the agency. The Accountable Authority shall ensure the framework is consistent with AS ISO 31000:2018.	**Compliant**

Internal audit function

2.1	The Accountable Authority shall establish and maintain an internal audit function that is appropriate for the agency and fit for purpose.	**Compliant**
2.2	The Accountable Authority shall ensure that the internal audit function operates consistent with the Internal Standards for the Professional Practice for Internal Auditing.	**InTransition**
2.3	The Accountable Authority shall ensure the agency has an Internal Audit Charter that is consistent with the contract of the 'model charter'.	**InTransition**

Audit and Risk Committee

3.1	The Accountable Authority shall establish and maintain efficient and effective arrangements for independent Audit and Risk Committee oversight to provide advice and guidance to the Accountable Authority on the agency's governance processes, risk management and control frameworks and its external accountability obligations.	**InTransition**
3.2	The Accountable Authority shall ensure that the Audit and Risk Committee has a Charter that is consistent with the 'model charter'	**Compliant**

Membership

The Chair and members of the Commission's Finance, Risk and Audit Committee are:

Mr Peter Hyde (DCCEEW) – Chair (Term 26 September 2023 to 25 September 2028)
Mr Trevor Dann (DRDMW) (Term 22 July 2021 to 21 July 2026)
Independent Member - Mr John George (Term 1 July 2022 to 30 June 2027)

Mr Shaun Cox

Chair

Annual water catchment services and performance

Operating in the upper Murray Darling Basin, the Dumaresq-Barwon Border Rivers Commission came into existence when the New South Wales-Queensland Border Rivers Act 1946 (Qld) and New South Wales-Queensland Border Rivers Act 1947 (NSW) (the Acts) were assented to in the Queensland and New South Wales Parliaments. Its role is to carry out the New South Wales-Queensland Border Rivers Agreement 1946 (the Act Agreement) and the Act provisions.

Rivers form approximately 470km of the New South Wales-Queensland Border, plus several tributaries flow into and along these 'Border' rivers from Queensland and New South Wales.

On behalf of the States, and in accordance with the Act Agreement, the Commission retains oversight and management of $274 million worth of jointly owned States' infrastructure (including design, construction, operation, maintenance, repairs, and improvements) to allow it to determine, monitor and ensure compliance for each State's eligible water share into and along the Border.

As legislated in the Acts, services are delivered by the States' Controlling Authorities, the departments responsible for water. Institutional changes and water reforms in both States, in accordance with COAG 1994, required the separation of regulatory and operational roles.

Services are delivered by one or more of the four government entities that are responsible for water management:

- Department of Local Government, Water and Volunteers (DLGWV) – a Queensland department and under the Acts, the State Controlling Authority.
- Department of Climate Change, Energy, the Environment and Water (DCCEEW) – a New South Wales department and under the Acts, is a State Controlling Authority.
- WaterNSW – a New South Wales State Owned Corporation and, under the Acts, the State Controlling Authority.
- Sunwater Ltd – a Queensland Government Owned Corporation. Sunwater is not a Controlling Authority and is contracted by DLGWV (the Qld Department) to undertake certain asset management services for the Commission.

The Commission is funded jointly by the States through the call-up provision. At the beginning of each financial year, each State deposits the estimated total service costs to the Commission's bank account on a 50:50 basis.

In turn, the Commission pays for services that the State government entities provide as they are undertaken.

Dam and weirs infrastructure

On behalf of the two States, the Commission has control of the construction, operation, and maintenance of works constructed or taken over by it under the Act Agreement. The Commission has an obligation in the Border Rivers Catchment for dams and weirs to be constructed on those portions of the Dumaresq, Macintyre and Barwon Rivers, which constitute part of the Border between the States of New South Wales and Queensland, on certain effluents from those rivers and certain tributaries of the Dumaresq River with a view to water conservation, water supply and irrigation. It also has certain obligations for the Intersecting Streams. Either State's Controlling Authority can undertake the services.

In 2000, Queensland water reforms separated operational and maintenance responsibilities from Queensland's DLGWV to Sunwater Ltd. Sunwater Ltd is a Queensland Government Owed Corporation and bulk water service provider. DLGWV was statutorily recognised as the State's Controlling Authority in 2021.

DLGWV, with the support of the Commission, formalised contractual arrangements with Sunwater Ltd. Sunwater Ltd undertakes asset management, operations, and maintenance of the jointly States-owned Glenlyon Dam, located in Queensland, Boggabilla Weir, located in New South Wales, and several smaller weirs that straddle the Border in Queensland and half in New South Wales.

In the Intersecting Streams, Sunwater Ltd maintains four sets of bifurcation weirs constructed on the Bokhara, Narran, Ballandool and Culgoa-Balonne Minor rivers under the Agreement.

Glenlyon Dam is a 254,000 megalitre storage located on a tributary upstream of Mingoola gauging station. The dam was designed and constructed by the Water Conservation and Irrigation Commission (NSW) and Irrigation and Water Supply Commission (Qld) in the early to mid-1970s. The dam consists of a 445m long earth and rock-fill embankment. It is located 97km west of Stanthorpe (Qld) and 67km from Tenterfield (NSW). The dam was constructed as a regulated water source for the Carrier Rivers. The dam is generally operated by two staff. The dam provides recreational facilities, including a leased caravan park. Drinking water supply and sewerage services are provided by a small water treatment facility and sewerage pond. The provision of these services triggers the requirement for the Commission to be registered as a water service provider under the Water Supply (Safety and Reliability) Act 2008 (Qld).

Boggabilla Weir is located near the Boggabilla township (NSW), 9km upstream of Goondiwindi (Qld). The weir was constructed in 1991. It is a 5,850 megalitre reinforced concrete structure with five vertical lift steel gates. Its purpose is to re-regulate releases from Glenlyon Dam and to conserve unregulated inflows.

Further details on infrastructure are published in the Annual Statistics report. This report is available online on the Commission's website at (www.brc.gov.au). Dam and weir assets are held in the Commission's asset register, with each State having 50% ownership.

Operations and Maintenance

Sunwater has reported the following Glenlyon Dam water statistics and performance against planned operations and maintenance for 2024-2025 (Budget $2,198k | Actual $2,092k). Refer to Tables 2-7.

Table 2 Sunwater Glenlyon Dam Water Statistics 2024-2025

Glenlyon Dam Water Statistics	Megalitres	Number of days
Regulated water releases	31,919	119
Spillway discharge (Dam event details)	0	0
Dam storage at start of 1 July 2024	159,528 / 62.9%	-
Dam storage at the end of 30 June 2025	138,519 / 54.6%	-

Table 3 Routine Operation and Maintenance at Glenlyon Dam for 2024-2025

Routine O&M Glenlyon Dam	Number planned	Number Performed
Dam Safety Surveillance	156	156
Preventative Maintenance	165	165
Corrective Maintenance	-	24
Water Quality Algae monitoring	35	35
Water Quality SDL	12	12
Drinking-Water Quality Control Parameter testing	365	365
Drinking-Water Micro-Biological Control	52	52
Drinking-Water Regulator notifications[1]	-	-

Table 4 Routine Operation and Maintenance at Boggabilla Weir for 2024-2025

Preventative Maintenance	39	39
Corrective Maintenance	-	9

Table 5 Sunwater employee training for 2024-2025

Training	Number planned	Number attended	Number overdue
Operator training courses	70	70	0

Table 6 Sunwater Workplace Health and Safety reporting for 2024-2025

Workplace Health and Safety	Number identified	Number addressed[1]
Toolbox Talks including safety conversations	37	37
WPHS Incidents & Hazards - Glenlyon Dam	9	9
WPHS Incidents & Hazards - Boggabilla Weir	0	-
WPHS Incidents & Hazards - Other	1	1
WPHS Incidents requiring hospital treatment	1	1
Public Safety Incidents	0	0

Table 7 Sunwater environmental incident reporting for 2024-2025

Environment incidents	Number identified	Details
Nil	0	

Refurbishments and enhancements

This work includes major periodic maintenance, one-off projects, and end-of-life replacement of assets to ensure the system's ongoing service delivery ability (Budget $1,429k | Actual $1,042k).

Sunwater Ltd has reported the following performance for 2024-2025:

Table 8 Sunwater refurbishment and enhancement performance for 2024-25

Refurbishment and Enhancement program (R&E)	Number planned at 1Jul24	Added to program	Removed or deferred	Number completed 30Jun25	Number in progress at 30Jun25
Projects - Glenlyon Dam	6	6	1	7	5
Projects - Boggabilla Weir	3	3	2	3	2
Projects - Intersecting Streams	2	1	1	2	0
Projects - Other	2	0	0	1	1
Total	13	10	4	13	8

Notes – Refurbishment and enhancement

The budget for new refurbishment and enhancement projects is higher than the actual amount because $263k was transferred to a strategic bifurcation project procured through the Qld department.

Table 9 Sunwater dam safety inspections and training undertaken in 2024-25

Dam Safety	Number planned	Completed
Annual Inspection Glenlyon Dam	1	April 2024
Emergency Action Plan Operator training	1	June 2025

River gauging and groundwater monitoring

A network of gauging stations underpins the Commission's obligation to determine, monitor and ensure compliance for each State's eligible water share. The gauging provisions allow the Commission to establish quantities of water at various touchpoints in the system.

The Commission has a statutory duty to arrange for the construction, maintenance, operation, and control of an effective and uniform system of gauging. In accordance with the Acts, works and ongoing monitoring and reporting to the Commission are undertaken by the Controlling Authority of each State.

The total costs and expenses incurred by WaterNSW and Queensland DLGWV are funded equally by the States through the Commission.

The Commission has committed to developing a long-term financial plan setting out the Commission's costs for the next ten years. This will involve a review of future works planned. The aim is to ensure a prudent condition-based approach with work appropriately programmed over several years and may entail a requirement to include the currently excluded river gauging and groundwater assets.

The Commission has a statutory obligation that certain investigations be made in respect of groundwater resources associated with the Carrier Rivers with a view to determining the proportions or quantities of groundwater that should be available to the States.

River gauging network – Border Rivers Catchment

The Commission funds the operations and maintenance of twenty-six gauging stations in the Border Rivers Catchment (Budget $586k | Actual $440k). A high-level breakdown by State is provided in Table 10. A summary of in-field services undertaken in 2024-2025 is provided in Table 11.

Table 10 River gauging stations in the Border Rivers Catchment funded by the Commission

General location	Qld DLGWV	Water NSW
At the Dumaresq Storage	2	-
Above Mingoola gauging station (other)	1	2
On the Carrier Rivers	2	9
Below Mingoola gauging station -NSW Territory water tributary or effluent	N/A	5
Below Mingoola gauging station -Qld Territory water tributary or effluent	5	N/A
Total gauging station network funded by the Commission	**10**	**16**

Table 11 In-field river gauging services undertaken in 2024-25 by the State Controlling Authorities in the Border Rivers Catchment

In field services undertaken in 2024-25	Qld DLGWV	Water NSW
Number of routine inspections or servicing performed	26	101
Number of manual gaugings of flow undertaken	11	100
Number of maintenance or refurbishments performed	14	3

*Queensland plan to undertake at least two inspections per year.

River gauging network – Intersecting Streams

The Commission funds the operations and maintenance of twenty-three gauging stations across the Intersecting Streams (Budget $344k | Actual $240k). The Intersecting Streams encompass the Moonie, Bokhara, Narran, Culgoa, Ballandool, Warrego and Paroo Rivers and their effluents and tributaries, and any stream or watercourse which forms part of the Darling River drainage system and crosses the New South Wales-Queensland border west of the town of Mungindi. A high-level breakdown by State is provided in Table 12. A summary of in-field services undertaken in 2024-2025 is provided in Table 13.

Table 12 River gauging stations across the Intersecting Streams funded by the Commission

Stream	Qld DLGWV	WaterNSW
Paroo River	1	1
Warrego River	1	2
Culgoa River	1	4
Ballandool River	1	-
Birrie River	-	2
Bokhara River	1	2
Briarie Creek	1	-
Narran River	1	2
Moonie River	1	1
Darling River drainage system total	**8**	**14**
Other - Bulloo River	1	-
Total gauging station network funded by the Commission	**9**	**14**

Table 13 In-field river gauging services undertaken in 2024-25 by the State Controlling Authorities in the Intersecting Streams

In field services undertaken in 2024 25	Qld DLGWV	Water NSW
Number routine inspections or servicing performed	19	92
Number of manual gauging of flow undertaken	23	95
Number of maintenance or refurbishments performed	11	17

*Queensland plan to undertake at least two inspections per year.

Groundwater monitoring

In accordance with the Acts, the Commission funds the operations and maintenance of the shared alluvial aquifers located between Mingoola Gauging Station and Keetah Bridge. Queensland DLGWV and WaterNSW undertake this work (Budget $140k | Actual $75k).

The current groundwater network portfolio details are provided in Table 14. For data collection, operational requirements require a minimum number of observations across the portfolio to be undertaken each year.

Table 14 Details of the groundwater portfolio monitoring stations funded by the Commission for 2024-25

Description	Queensland	New South Wales
Number of Bores in portfolio	44	25
Number of Pipes in portfolio	55	34
Automatic recorder WL recorder installed	8	0
Number of pipes recorded	13	34
Number of manual readings	229	136
Current trend of pipes - Falling level	6	
Current trend of pipes - Rising level	13	
Current trend of pipes - Steady level	36	
Number of pipes purged or cleaned	1	-

Water quality monitoring

In the 1990s, the Commission agreed to fund the collection of water quality samples on behalf of the States (Budget $163k | Actual $110k). Relevant government entities are responsible for undertaking any subsequent appropriate actions.

Utilising WaterNSW, the Border Rivers and Intersecting Streams water quality programs involve the monthly monitoring of sixteen sites in the Border Rivers Catchment (Budget $99k | Actual $79k) and six sites in the Intersecting Streams (Budget $64k | Actual $31k).

The measured parameters are documented in table 15. This collected information forms part of a long-term water quality dataset that describes baseline water quality and helps to identify emerging water quality issues. A detailed water quality report is supplied along with summary and statistics report for the sampling year 2024-2025. A full copy of the water quality reports is available by contacting the Water NSW Tamworth office or the Water NSW website www.waternsw.com.au .

A summary of the of the water quality results for the water quality monitoring program is also published in the annual Statistics Report. This is available on the Commission's website www.brc.gov.au .

Table 15 Water quality parameters analysed monthly at all sites within the Border Rivers and Intersecting streams

Sodium Adsorption Ratio (SAR)	Total Alkalinity as CaCO3 (mg/L)	Suspended Solids (mg/L)
Calcium Filtered (mg/L)	Anion Total (me/L)	Temperature - Field (Deg C)
Magnesium Filtered (mg/L)	Bicarbonate Alkalinity as CaCO3 (mg/L)	Total Hardness as CaCO3 (mg/L)
Potassium Filtered (mg/L)	Cation Total (me/L)	Turbidity - Field (NTU)
Sodium Filtered (mg/L)	Conductivity @25 C - Field (mS/cm)	Hydroxide Alkalinity as CaCO3 (mg/L)
Chloride (mg/L)	Conductivity @25 C - Field (uS/cm)	Uncompensated EC (uS/cm)
Sulphate (mg/L)	Dissolved Oxygen - Field (%Sat)	Barometric Pressure (mmHg)
Nitrogen Total (mg/L)	Dissolved Oxygen - Field (mg/L)	Carbonate Alkalinity as CaCO3 (mg/L)
Phosphorus Total (mg/L)	pH - Field	

Table 16 Water quality samples taken for 2024-25

Number of samples taken	Planned samples	Electrical Conductivity	Total Phosphorus	Total Nitrogen	Turbidity
Border Rivers Catchment	180	173	169	169	172
Intersecting Streams	72	61	61	61	58
Glenlyon Dam profile	36	36	36	36	36

State's Wholesale Water Sharing Management

The overall intent of the legislative Agreement between the States for the portions of the Dumaresq, Macintyre and Barwon Rivers that form the border is the equitable sharing of water conservation, infrastructure expenses, water supply, and enable irrigation. The Commission has a statutory obligation to determine the quantity of water available at Mingoola Gauging Station into the Carrier Rivers. The overall river management role is undertaken by WaterNSW and funded by the Commission (Budget $197k | Actuals $177k).

WaterNSW prepares monthly Resource Assessments, which Queensland DLGWV confirms and the Commission approves. These Resource Assessments calculate the volume of regulated water in the Border Rivers to be shared between the two States. Continuous accounting has been permitted in the Border Rivers Catchment since the 2001 amendment bill.

At the start of the water year on 1 July 2024, Glenlyon Dam stored 62.9% of its full supply volume. Queensland and New South Wales share of the dam was 82,770 and 75,240 megalitres, respectively. Queensland and New South Wales diverted the following volumes of regulated water, respectively 38,580 and 68,140 megalitres.

Refer to Table 17 for breakdowns.

The dam catchment did not receive any significant rainfall during the year. Glenlyon Dam was below full supply capacity throughout the water year.

At the end of the water year, 30 June 2025, the Queensland and New South Wales share of the dam was 84,740 and 52,490 megalitres, respectively. The dam was at 54.6% capacity.

Table 17 State Wholesale surface water sharing 2024-25

State Wholesale surface water sharing 2024-25	Queensland (megalitres)	New South Wales (megalitres)	Glenlyon Dam net storage (megalitres)
State shares as at 1 July	82,770	75,240	158,010
State shares as at 30 June	84,740	52,490	137,240
Storage Loss	11,650	9,380	21,030
Essential Supplies minimum releases	0	0	0
Essential Supplies Accounts other	1,670	2,810	4,480
Essential Supplies delivery loss	500	830	1330
General Use Accounts	19,060	42,400	61,460
General Use delivery loss	5,700	12,720	18,420
Total reported diversions for 2024-25	**38,580**	**68,140**	**106,720**

Our Financial Performance

Where does our money come from?

During 2024-2025, the Commission received a total revenue of $6.985 million, comprising the call-up from the States of $6.841 million and interest and other revenue of $144k. DCCEEW paid their 2024-2025 call-up amount of $2.005 million in 2023-2024 and 2025-2026 call-up amount of $2.876 million in 2024-2025. The States equally fund the Commission's estimated expenses, which are incurred at the beginning of each financial year. The output is equity sharing of the water between the States per the Agreement. Subsequent individual water user sales, management and revenue collection are performed and retained by the relevant State entity.

Where was the money allocated?

Total expenses, excluding depreciation, for 2024-2025 were $4.783 million. The Commission engages four individual state entities responsible for water management to fulfil its obligations of providing wholesale water services and managing assets between the State of Queensland and New South Wales in the Border Rivers area and the Intersecting Streams.

Sunwater Ltd (Qld) had the most significant service provider expenses, totalling $3.135 million. Through commercial arrangements, Sunwater Ltd provides asset management of Glenlyon Dam and several weirs, ensuring compliance with dam safety provisions and maintaining assets to agreed service levels.

WaterNSW provides surface and water quality monitoring, wholesale water sharing, and river management, with expenses totalling $766k. DLGWV also provides surface water and groundwater monitoring, totalling $276k. DLGWV and DCCEEW provide a range of other support services to the Commission, totalling $607k

Financial performance summary

We are committed to improving our financial performance by undertaking a range of initiatives to ensure efficiencies and value from the New South Wales and Queensland State entities, and continue providing services expected by the two States.

Table 18 Dumaresq-Barwon Border Rivers Commission Five-Year Financial Results (FY 2021- FY 2025)

As at 30 June $'000	2021 Result	2022 Result	2023 Result	2024 Result	2025 Result	2025 Budget	Budget variance
Income							
New South Wales Call-up / Contribution	1,800	1,800	1,863	3,924	3,856	2,005	1,851
Queensland Call-up / Contribution	1,800	1,800	1,863	1,919	2,985	2,005	980
States contribution Sub-total	3,600	3,600	3,726	5,843	6841	4,010	2,831
Interest and other revenue	35	51	98	142	144	142	2
Total Revenue	**3,635**	**3,651**	**3,824**	**5,985**	**6,985**	**4,152**	**2,833**
Expenses							
NSW Department of Climate Change, Energy, the Environment & Water	183	183	179	171	225	264	(39)
NSW WaterNSW	579	576	600	746	766	955	(189)
Qld Department of Local Government, Water and Volunteers	447	385	535	373	300	731	(431)
Qld Sunwater Ltd	2,341	2,125	2,585	3,423	3,135	3,627	(492)
Other Administration and expenses	137	172	204	256	357	584	(227)
Total operating expenses	3,687	3,441	4,103	4,969	4,783	6,161	(1,378)
Depreciation	2,359	2,392	2,570	2,782	3,707	2,782	925
Total Expenses	**6,046**	**5,833**	**6,673**	**7,751**	**8,490**	**8,943**	**(453)**
Operating Result	**(2,411)**	**(2,182)**	**(2,849)**	**(1,766)**	**(1,505)**	**(4,791)**	**(3,286)**
Assets and Liabilities							
Current Assets	3,416	3,192	3,730	3,874	5,718	3,874	1,844
Non-Current Assets	157,891	166,955	177,892	175,816	258,456	173,034	85,422
Total Assets	161,307	170,147	181,622	179,690	264,174	176,908	87,266
Total Liabilities	1,137	725	1,868	1,240	882	1,240	(358)
Total Net Assets	**160,170**	**169,422**	**179,754**	**178,450**	**263,292**	**175,668**	**87,624**
Cash Flows							
Net cash from operating and investing activities	296	(237)	465	290	1,845	(2,009)	3,854
Cash and cash equivalents at beginning of financial year	3,048	3,344	3,107	3,572	3,862	3,862	0
Cash and cash equivalents at end of financial year	**3,344**	**3,107**	**3,572**	**3,862**	**5,707**	**1,853**	**3,854**

Notes – Financial Performance Summary

1. Income – was $2,833k over budget, which is due to DCCEEW paying for the FY26 Call-up in FY25 and additional call-up of $980k from each State.

2. Expenses – Sunwater Ltd was under budget in the refurbishment and enhancement funding by $387k, but a budget amount of $263k was transferred to undertake a strategic project on the bifurcation weirs, with the work externally procured through the Qld department. Sunwater was also $497k under budget in their operations and maintenance services.

3. Assets and Liabilities - An independent assessor is engaged to revalue land, buildings, and water infrastructure assets at least every five years. In FY 2024-2025, a comprehensive revaluation for land, building and water infrastructure assets was completed, and an upward revaluation of assets to the value of $82,738k was recorded. Indexation was also applied to water infrastructure assets, and an upward revaluation of assets to the value of $3,609k was recorded.

Operating expenses by service

Table 19 Operating expenses by service for 2024-2025

Budget ($' 000)	Budget %	Service	Actual ($000)	Actual %
2,198	36%	Infrastructure operations and maintenance[1]	2,092	44%
1,429	23%	Infrastructure refurbishment and enhancement[1]	1,042	22%
197	3%	Wholesale water-sharing management	177	4%
930	15%	Surface water hydrometrics[2]	680	14%
140	2%	Groundwater monitoring[2]	75	2%
163	3%	Surface water quality monitoring	110	2%
1,104	18%	Other Services and Administration	607	13%
6161	**100%**	**Total[3]**	**4,783**	**100%**
		Asset base[4&5] (Each State retains 50% shareholding base and ownership)	$263,292	

Notes:

1. Values exclude groundwater monitoring and surface water hydrometrics.
2. Values include any refurbishments and enhancement activities on gauging stations and groundwater bores.
3. Any surplus amounts are used to offset and pay for annuity deposits and reduce future year's States' Call-ups. This is in accordance with Act Agreement Clause 30.
4. Value represents total assets.
5. Since 2006, the Commission's Fixed Asset Register has excluded gauging stations and groundwater bores. Whilst these assets are 100% funded by the Commission, they are retained directly in the relevant State's asset register based on geographic location.

Payment of accounts and timing

The Commission did not pay any penalty interest payments during 2024-25. All accounts during the year were paid in a timely manner.

Consultants

No consultants were engaged on the Commission's behalf during 2024-25.

Overseas travel

No overseas travel was undertaken on behalf of the Commission by Commissioners, officers of the Commission, or employees of the State entities, during 2024-25.

Future Renewals and Enhancements (R&E) expenditure

The Commission has to date utilised an annuity to fund the refurbishment and enhancement of dam and weir assets. The Commission funds this annuity through the annual call-up. Currently, the Commission is implementing a new Asset Management Plan, and once completed, a review of the annuity against projected R&E expenditure will be undertaken in the future. The Commission anticipates this will lead to increased contributions in the coming years.

Dumaresq-Barwon Border Rivers Commission

Financial Statements
for the year ended 30 June 2025

Table of Contents

Management certificate 40
Statement of comprehensive income 41
Statement of financial position 42
Statement of changes in equity 43
Statement of cash flows 44
Note 1 – Basis of financial statement preparation 45
Note 2 – Grants and other contributions 47
Note 3 – Other revenue 47
Note 4 – Personnel expenses 48
Note 5 – Supplies and services 48
Note 6 – Other expenses 49
Note 7 – Depreciation 49
Note 8 – Cash and cash equivalents 50
Note 9 – Receivables 50
Note 10 – Property, plant and equipment 51
Note 11 – Fair value measurement 55
Note 12 – Payables 58
Note 13 – Reconciliation of operating result to net cash provided by operating activities 58
Note 14 – Equity 59
Note 15 – Financial risks 60
Note 16 – Key management personnel disclosures 64
Note 17 – Related party transactions 65
Note 18 – Commitments 66
Note 19 – Contingencies 66
Note 20 – Events occurring after balance date 66
Note 21 – Climate related risks 66

Management Certificate of

The Dumaresq-Barwon Border Rivers Commission

These general-purpose financial statements have been prepared pursuant to section 62(1)(a) of the Queensland *Financial Accountability Act 2009* (the Act), section 39(2) of the *Financial and Performance Management Standard 2019* and other prescribed requirements. In accordance with section 62(1)(b) of the Act we certify that in our opinion:

a) the prescribed requirements for establishing and keeping the accounts have been complied with in all material respects, and

b) the financial statements have been drawn up to present a true and fair view, in accordance with prescribed accounting standards, of the transactions of the Dumaresq-Barwon Border Rivers Commission for the year ended 30 June 2025 and of the financial position of the Commission at the end of that year.

We acknowledge responsibility under s.7 and s.11 of the *Financial and Performance Management Standard 2019* for the establishment and maintenance, in all material respects, of an appropriate and effective system of internal controls and risk management processes with respect to financial reporting throughout the reporting period.

Signed……

Shaun Cox
Chairperson
Date: 03 / 09 / 2025

Dumaresq-Barwon Border Rivers Commission
Statement of comprehensive income for the year ended 30 June 2025

	Notes	2025 $000	2024 $000
Operating result			
Income from operations			
Grants and other contributions	2	6,841	5,843
Interest	3	126	123
Other revenue	3	18	19
Total income from operations		**6,985**	**5,985**
Expenses from operations			
Personnel expenses	4	261	277
Supplies and services	5	4,176	4,440
Other expenses	6	346	252
Depreciation	7	3,707	2,782
Total expenses from operations		**8,490**	**7,751**
Net operating result for the year		**(1,505)**	**(1,766)**
Other comprehensive income			
Items that will not be classified to operating result:			
Increase in asset revaluation reserve	10,14	86,347	462
Total comprehensive income / (loss)		**84,842**	**(1,304)**
Total comprehensive income / (loss) attributable to:			
Department of Climate Change, Energy, the Environment and Water		42,421	(652)
Department of Local Government, Water and Volunteers		42,421	(652)
Total comprehensive income / (loss)		**84,842**	**(1,304)**

The accompanying notes form part of these financial statements.

Dumaresq-Barwon Border Rivers Commission
Statement of financial position as at 30 June 2025

	Notes	2025 $000	2024 $000
Assets			
Current assets			
Cash and cash equivalents	8	5,707	3,862
Receivables	9	11	12
Total current assets		**5,718**	**3,874**
Non-current assets			
Property, plant and equipment	10	258,456	175,816
Total non-current assets		**258,456**	**175,816**
Total assets		**264,174**	**179,690**
Liabilities			
Current liabilities			
Payables	12	882	1,240
Total current liabilities		**882**	**1,240**
Total liabilities		**882**	**1,240**
Net assets		**263,292**	**178,450**
Equity			
Accumulated deficit		(14,825)	(13,320)
Asset revaluation reserve	14	278,117	191,770
Total equity		**263,292**	**178,450**

The accompanying notes form part of these financial statements.

Dumaresq-Barwon Border Rivers Commission
Statement of changes in equity for the year ended 30 June 2025

	Notes	Accumulated deficit $'000	Asset revaluation reserve $'000	Total $'000
Balance at 1 July 2024		(13,320)	191,770	178,450
Net operating result for the year		(1,505)	-	(1,505)
Increase in asset revaluation reserve	10	-	86,347	86,347
Balance as at 30 June 2025		**(14,825)**	**278,117**	**263,292**
Balance at 1 July 2023		(11,554)	191,308	179,754
Net operating result for the year		(1,766)	-	(1,766)
Increase in asset revaluation reserve	10	-	462	462
Balance at 30 June 2024		**(13,320)**	**191,770**	**178,450**

The accompanying notes form part of these financial statements.

Dumaresq-Barwon Border Rivers Commission
Statement of cash flows for the year ended 30 June 2025

	Notes	2025 $000	2024 $000
Cash flows from operating activities			
Inflows			
Grants and other contributions		6,841	5,843
Interest receipts		122	125
Other		23	14
GST collected from customers		694	584
GST input tax credits from the ATO		575	661
Total inflows		**8,255**	**7,227**
Outflows			
Personnel services		(261)	(277)
Supplies and services		(4,640)	(5,102)
Other		(346)	(252)
GST paid to suppliers		(575)	(478)
GST remitted to ATO		(588)	(584)
Total outflows		**(6,410)**	**(6,693)**
Net cash flows from operating activities	13	**1,845**	**534**
Cash flows from investing activities			
Outflows			
Payments for property, plant and equipment	10	-	(244)
Cash flows from investing activities		**-**	**(244)**
Net increase in cash and cash equivalents		1,845	290
Opening cash and cash equivalents		3,862	3,572
Closing cash and cash equivalents	8	**5,707**	**3,862**

The accompanying notes form part of these financial statements.

Note 1 – Basis of financial statement preparation

(a) General information about the reporting entity

The objective of the Dumaresq-Barwon Border Rivers Commission (the Commission) is to implement the Agreement made between the governments of Queensland and New South Wales in relation to:

- sharing the waters of the rivers and streams which either form or intersect the boundary between the two states and the associated groundwater resources.
- the investigation, construction, and operation of works to conserve and regulate those waters, where considered desirable.

The Commission is responsible for controlling the construction, operation and maintenance of the water infrastructure assets taken over by it or constructed under the Agreement and to regulate and implement the agreed sharing arrangements in relation to the Dumaresq, Macintyre and Barwon Rivers where they form the boundary between the States of Queensland and New South Wales. The main administrative office is currently located at Level 5, 1 William Street, Brisbane, Queensland.

Under the current agreement embodied in the constituting legislation, the two states, being New South Wales and Queensland, will continue to share equally the costs associated with the Commission's activities. The Commission has current arrangements for Chief Executive Officer, secretarial and accounting support to be provided by the Queensland Department of Local Government, Water and Volunteers (DLGWV), and the New South Wales Department of Climate Change, Energy, the Environment and Water (DCCEEW).

The Department of Regional Development, Manufacturing and Water has been renamed as the Department of Local Government, Water and Volunteers on 01 November 2024 following machinery of government changes.

The financial statements include the value of all income, expenses, assets, liabilities and equity of the Commission.

(b) Authorisation of financial statements for issue

The financial statements are authorised for issue by the Commission at the date of signing the Management Certificate.

(c) Statement of compliance

The Commission was constituted by an agreement made in 1946 between the Governments of New South Wales and Queensland. The ratifying legislation is the *New South Wales-Queensland Border Rivers Act 1946* (Queensland) and *New South Wales-Queensland Border Rivers Act 1947* (New South Wales).

Under Part IV Section 31 of the Agreement, the Commission shall be audited at least once in every year by the Auditors General of New South Wales and Queensland or such one of them as may be agreed upon from time to time by the Premiers of New South Wales and Queensland. On October 8, 2012, the Premier of Queensland signed an instrument of agreement that the Auditor General of the State of Queensland shall conduct all financial audits for the 2011-12 and subsequent financial years.

As the Auditor General of Queensland took over responsibility to audit the Commission's financial statements from the year ended 30 June 2012, the Commission has prepared these financial statements in compliance with section 39 of *Financial and Performance Management Standard 2019*.

(d) Basis of measurement

These financial statements are general purpose financial statements and have been prepared on an accrual basis (except for Statement of cash flows which is prepared on a cash basis) in accordance with *Australian Accounting Standards and Interpretations*. In addition, the financial statements comply with Queensland Treasury's minimum reporting requirements for the year ending 30 June 2025, and other authoritative pronouncements.

Note 1 – Basis of financial statement preparation (continued)

(d) Basis of measurement (continued)

With respect to compliance with Australian Accounting Standards and Interpretations, the Commission has applied those requirements applicable to not-for-profit entities, as the Commission is a not-for-profit entity. Except for land, buildings, and infrastructure systems, which are recorded at fair value, where historical cost convention is used.

(e) Presentation matters

Currency and rounding - Amounts included in the financial statements are in Australian dollars and have been rounded to the nearest one thousand dollars unless disclosure of the full amount is specifically required.

Comparatives – All comparative information reflects the audited 2023-24 financial statements.

Current / non-current classification - Assets are classified as 'current' where their carrying amount is expected to be realised within 12 months after the reporting date. Liabilities are classified as 'current' when they are due to be settled within 12 months after the reporting date, or the Commission does not have an unconditional right to defer settlement to beyond 12 months after the reporting date. All other assets and liabilities are classified as non-current.

(f) Taxation

The Commission is a statutory body as defined under the Income Tax Assessment Act 1936. It is exempt from Commonwealth taxation with the exception of fringe benefit tax (FBT) and goods and services tax (GST).

Revenues, expenses, and assets are recognised net of the amount of GST except:

- where the amount of GST incurred by the Commission as a purchaser that is not recoverable from the Australian Taxation Office (ATO) is recognised as part of the cost of acquisition of an asset or as part of an item of expense.
- where receivables and payables are stated with the amount of GST included.

(g) Key accounting estimates and judgements

The preparation of financial statements necessarily requires the determination and use of certain critical accounting estimates, assumptions and management judgements that have the potential to cause a material adjustment to the carrying amounts of assets and liabilities. Such estimates, judgements and underlying assumptions are reviewed on an ongoing basis. Revisions to accounting estimates are recognised in the period in which the estimate is revised and in future periods as relevant.

Estimates and assumptions that have a potential significant effect are outlined in the following financial statement notes:

- Valuation of property, plant and equipment - Note 10
- Depreciation rates - Note 10

(h) New and revised accounting standards

The Commission did not change any of its accounting policies during 2024-25. Australian accounting standard changes applicable for the first time in 2024-25 have had no material impact on the Commission's financial statements.

The Commission is not permitted to early adopt a new or amended accounting standard ahead of the specified commencement date unless approval is obtained from Queensland Treasury. Consequently, the Commission has not applied any Australian accounting standards and interpretations that have been issued but are not yet effective. The Commission applies standards and interpretations in accordance with their respective commencement dates.

Note 2 – Grants and other contributions

	2025 $'000	2024 $'000
Department of Climate Change, Energy, the Environment and Water	3,856	2,005
Department of Planning and Environment (former responsible NSW department)*	-	1,919
Department of Local Government, Water and Volunteers**	2,985	1,919
	6,841	**5,843**

*Prior to NSW machinery of government changes as at 1 January 2024, grant funding was received from Department of Planning and Environment.
**Previously known as Department of Regional Development, Manufacturing, and Water.

Recognition and measurement

Grants and contributions arise from transactions that are non-reciprocal in nature (i.e., do not require any goods or services to be provided in return).

Grants and contributions are accounted for under AASB 1058 *Income of Not-for-profit entities*, whereby revenue is recognised upon receipt of the grant funding. The Commission did not receive any specific purpose capital grants in this financial year.

Department of Climate Change, Energy, the Environment and Water has paid its share of grant funding to the Commission for FY2025-26 in this financial year amounting to $2,876K (2023-24: $2,005K).

Note 3 – Other revenue

	2025 $'000	2024 $'000
Interest on Queensland Treasury Corporation Investment	126	123
Rental income	18	19
	144	**142**

Recognition and measurement

Interest
Interest income is recognised as it is earned.

Rental income
Rental income is recognised on a straight-line basis over the rental period.

Note 4 – Personnel expenses

	2025 $'000	2024 $'000
CEO allowance	206	162
Chairperson's allowance	36	36
Committee expenses	5	5
Secretariat	10	70
Superannuation	4	4
	261	**277**

Recognition and measurement

The Commission does not employ any staff on a permanent basis. The staff used by the Commission are employed by New South Wales and Queensland government agencies. The costs of salaries, wages, superannuation, annual leave and long service leave of these staff are directly charged to the Commission. Provisions for unused employee leave entitlements remain the responsibility of the relevant government agencies where applicable.

Note 5 – Supplies and services

	2025 $'000	2024 $'000
Water Infrastructure		
Water sharing management	177	186
Sunwater - routine operations and management	2,092	2,470
Sunwater - non-routine refurbishments and enhancements	1,042	953
Resource management		
Surface water hydrometrics	680	615
Surface water quality monitoring	110	141
Groundwater monitoring	75	75
	4,176	**4,440**

Recognition and measurement

Distinction between grant and procurement

For a transaction to be classified as supplies and services, the value of goods or services received by the Commission must be of approximately equal to the value of the consideration exchanged for those goods or services. Where this is not the substance of the arrangement, the transaction is classified as a grant.

Note 6 – Other expenses

	2025 $'000	2024 $'000
Audit fees	24	26
Contractor fees	164	60
Insurance	119	110
Legal expenses	4	31
Other expenses	35	25
	346	**252**

Recognition and measurement

Insurance

The Commission's non-current physical assets and other risks are insured jointly through the Queensland Government Insurance Fund and the New South Wales Treasury Managed Fund Scheme of self-insurance for government agencies.

Note 7 – Depreciation

	2025 $'000	2024 $'000
Infrastructure	3,663	2,740
Buildings	35	33
Plant and equipment	9	9
	3,707	**2,782**

Refer to note 10 for recognition and measurement policies on depreciation.

Note 8 – Cash and cash equivalents

	2025 $'000	2024 $'000
Cash at bank and on hand	2,644	2,619
At call interest bearing investment	3,063	1,243
	5,707	**3,862**

Recognition and measurement

Cash assets include all cash and cheques receipted but not banked as well as deposits at call with financial institutions. It also includes the Queensland Treasury Corporation capital guaranteed cash fund investment that is readily convertible to cash on hand at the Commission's option and is subject to a low risk of a change in value.

Cash deposited with the Westpac Banking Corporation earned a nil rate of interest in 2024-25 (2023-24: 0.0%).

Investments deposited with the Queensland Treasury Corporation capital guaranteed fund earned interest at rates between 4.54% to 5.27% (2023-24: 4.4% to 5.14%).

Refer note 15 for details regarding credit risk, liquidity risk and market risk arising from financial instruments.

Note 9 – Receivables

	2025 $'000	2024 $'000
Accrued income	11	12
	11	**12**

Recognition and measurement

Receivables are measured at amortised cost which approximates their fair value at reporting date. Receivables are recognised at the amounts due at the time of sale or service delivery on agreed commercial terms.

Details regarding credit risk, liquidity risk and market risk, including financial assets that are either past due or impaired, are disclosed in note 15.

Note 10 – Property, plant and equipment

	Buildings	Infrastructure	Land	Plant and Equipment	Total
	$'000	$'000	$'000	$'000	$'000
Gross (at cost)	-	-	-	117	117
Gross (at valuation)	2,279	435,302	2,876	-	440,457
Less: Accumulated depreciation	(987)	(181,064)	-	(67)	(182,118)
Net carrying amount at 30 June 2025	**1,292**	**254,238**	**2,876**	**50**	**258,456**
Represented by movements in carrying amount:					
Carrying amount at 1 July 2024	801	172,090	2,866	59	175,816
Revaluation increments	526	85,811	10	-	86,347
Depreciation	(35)	(3,663)	-	(9)	(3,707)
Net carrying amount at 30 June 2025	**1,292**	**254,238**	**2,876**	**50**	**258,456**
Gross (at cost)	-	-	-	117	117
Gross (at valuation)	2,171	292,478	2,866	-	297,515
Less: Accumulated depreciation	(1,370)	(120,388)	-	(58)	(121,816)
Net carrying amount at 30 June 2024	**801**	**172,090**	**2,866**	**59**	**175,816**
Represented by movements in carrying amount:					
Carrying amount at 1 July 2023	834	174,586	2,404	68	177,892
Revaluation increments	-	-	462	-	462
Depreciation	(33)	(2,740)	-	(9)	(2,782)
Acquisitions	-	244	-	-	244
Net carrying amount at 30 June 2024	**801**	**172,090**	**2,866**	**59**	**175,816**

The Commission undertakes a comprehensive revaluation of its land, building and infrastructure assets every five years using an independent valuer. The last comprehensive revaluation was completed on 30 June 2020 and indexation has been applied in the interim years to 30 June 2024.

This year a comprehensive revaluation has been completed for infrastructure assets as of 30 September 2024 by Prosperity JV who is an independent valuer. The Replacement Cost approach was used to value the assets. An indexation factor of 1.44% has also been taken up for cost movements for the nine months from October 2024 to June 2025.

A comprehensive revaluation was completed for land and building assets as of 31 March 2025 using the market and replacement cost approach respectively. Australis Asset Management Group was engaged to complete this revaluation. No market nor cost movements for land and buildings have been taken up for the last three months of the year following the comprehensive revaluation as the movements were very immaterial.

Note 10 – Property, plant and equipment (continued)

Recognition and measurement

Basis of capitalisation and recognition threshold

Items of property, plant and equipment with a cost or other value equal to or in excess of the following thresholds are capitalised for financial reporting purposes in the year of acquisition:

Building and Infrastructure Assets	$10,000
Land	$1
Plant and Equipment	$5,000

Items with a lesser value are expensed in the year of acquisition.

Cost of acquisition

Historical cost is used for the initial recording of all property, plant and equipment acquisitions. Historical cost is determined as the value given as consideration plus costs incidental to the acquisition, including all other costs incurred in getting the assets ready for use.

Assets acquired at no cost or for nominal consideration are recognised at their fair value at the date of acquisition in accordance with *AASB 116 Property, Plant and Equipment.*

Measurement using historical cost

Plant and equipment are measured at historical cost in accordance with the Non-Current Asset Policies. The carrying amounts for such plant and equipment at cost less depreciation and impairment is not expected to be materially different from fair value.

Measurement using fair value

Land, buildings and infrastructure are measured at fair value in accordance with *AASB 116 Property, Plant and Equipment*, *AASB 13 Fair Value Measurement* and Queensland Treasury's Non-Current Asset Policies for the Queensland Public Sector.

These assets are reported at their revalued amounts, being the fair value at the date of valuation, less any subsequent accumulated depreciation and impairment losses where applicable. In respect of the above-mentioned asset classes, any cost of items acquired during the financial year has been judged by management of the Commission to materially represent their fair value at the end of the reporting period.

Use of specific appraisals

Revaluations using independent professional valuers are undertaken at least once every five years. However, if a particular asset class experiences significant and volatile changes in fair value, that class is subject to specific appraisal in the reporting period, where practicable, regardless of the timing of the last specific appraisal. This financial year, independent valuations for infrastructure was completed by Prosperity JV and land and building was completed by Australis Asset Advisory Group.

The fair values reported by the Commission are based on appropriate valuation techniques that maximise the use of available and relevant observable inputs and minimise the use of unobservable inputs (refer note 11).

Use of indices

Where assets have not been specifically appraised in the reporting period, their previous valuations are materially kept up to date via the application of relevant indices if material.

Note 10 – Property, plant and equipment (continued)

Recognition and measurement (continued)

Accounting for changes in fair value

Any revaluation increment arising on the revaluation of an asset is credited to the asset revaluation reserve of the appropriate class, except to the extent it reverses a revaluation decrement for the class previously recognised as an expense. A decrease in the carrying amount on revaluation is charged as an expense, to the extent it exceeds the balance, if any, in the asset revaluation reserve relating to that asset class.

On revaluation, accumulated depreciation is restated proportionately with the change in the carrying amount of the asset and any change in the estimate of remaining useful life.

Materiality concepts (according to the framework for the preparation and presentation of financial statements) are considered in determining whether the difference between the carrying amount and the fair value of an asset is material (in which case revaluation is warranted).

Indicators of impairment and determining recoverable amount

Property, plant and equipment are assessed for indicators of impairment on an annual basis or where the asset is measured at fair value, for indicators of a change in fair value / service potential since the last valuation was completed. Where indicators of a material change in fair value or service potential since the last valuation arise, the asset is revalued at the reporting date under AASB 13 *Fair Value Measurement*. If an indicator of possible impairment exists, the Commission determines the asset's recoverable amount under AASB 136 *Impairment of Assets*. The recoverable amount is equal to the higher of the fair value less costs of disposal and the asset's value in use subject to the following;

- As a not-for-profit entity, certain property, plant and equipment of the Commission is held for the continuing use of its service capacity and not for the generation of cash flows. Such assets are typically specialised in nature. In accordance with AASB 136, where such assets are measured at fair value under AASB 13, that fair value (with no adjustment for disposal cost) is effectively deemed to be the recoverable amount. As a consequence, AASB 136 does not apply to such assets unless they are measured at cost.

- For other non-specialised property, plant and equipment measured at fair value, where indicators of impairment exist, the only difference between the asset's fair value and its fair value less costs is the incremental costs attributable to the disposal of the asset. Consequently, the fair value of the asset determined under AASB 13 will materially approximate its recoverable amount where the disposal costs attributable to the asset are negligible. After the revaluation requirements of AASB 13 are first applied to these assets, applicable disposal costs are assessed and, in the circumstances where such costs are not negligible, further adjustments to the recoverable amount are made in accordance with AASB 136.

Any amount by which the asset's carrying amount exceeds the recoverable amount is recorded as an impairment loss.

Recognising impairment losses

For assets measured at fair value, the impairment loss is treated as a revaluation decrease and offset against the asset revaluation reserve of the relevant class to the extent available. Where no asset revaluation reserve is available in respect of the class of asset, the loss is expensed in the statement of comprehensive income as a revaluation decrement.

For assets measured at cost, an impairment loss is recognised immediately in the statement of comprehensive income.

Note 10 – Property, plant and equipment (continued)

Recognition and measurement (continued)

Reversal of impairment losses

Where an impairment loss subsequently reverses, the carrying amount of the asset is increased to the revised estimate of its recoverable amount, but so that the increased carrying amount does not exceed the carrying amount that would have been determined had no impairment loss been recognised for the asset in prior years.

For assets measured at fair value, to the extent the original decrease was expensed through the statement of comprehensive income, the reversal is recognised in income, otherwise the reversal is treated as a revaluation increase for the class of asset through asset revaluation reserve.

For assets measured at cost, impairment losses are reversed through the statement of comprehensive income.

A reversal of an impairment loss is recognised as income, unless the asset is carried at a revalued amount, in which case the reversal of the impairment loss is treated as a revaluation increase.

Depreciation

Land is not depreciated as it has an unlimited useful life.

Property, plant and equipment is depreciated on a straight-line basis to allocate the net cost or revalued amount of each asset, less its estimated residual value, progressively over its estimated useful life to the Commission. The estimates of useful life and remaining useful life for each of the Commission's assets are reviewed annually and adjusted, if necessary, based on an assessment of the condition of the assets.

Any expenditure that increases the originally assessed capacity or service potential of an asset is capitalised and the new depreciable amount is depreciated over the remaining useful life of the asset to the Commission.

For each class of depreciable asset, the following useful lives are used:

Class	Category	Useful life (years)
Buildings	Building Envelope & Roof Cladding	50-80
	Mechanical & Other Service	15-40
	Fittings & Finishes	30-35
Infrastructure	Dam-structural components	60-150
	Dam-mechanical / electrical components	15-85
	Major weir-structural components	30-200
	Major weir-mechanical / electrical components	30-100
	Minor weir-regulator / structural components	50-100
	Sewerage, water & treatment plants	80-150
	Instrumentation / SCADA / measurement	15-150
	Signs / fencing	15-30
Plant and equipment	Plant and equipment (at cost)	15
	Scientific equipment	8

Maintenance

Day to-day servicing costs or maintenance are charged as expenses as incurred, except where they relate to the replacement of a part or component of an asset, in which case the costs are capitalised and depreciated.

Note 11 – Fair value measurement

Fair value is the price that would be received to sell an asset or paid to transfer a liability in an orderly transaction between market participants at the measurement date under current market conditions (i.e., an exit price) regardless of whether that price is directly derived from observable inputs or estimated using another valuation technique. Fair value is determined using one of the following two approaches:

- The market approach uses prices and other relevant information generated by market transactions involving identical or comparable (i.e., similar) assets, liabilities or a group of assets and liabilities, such as a business.
- The cost approach reflects the amount that would be required currently to replace the service capacity of an asset. This method includes the current replacement cost methodology.

Where fair value is used, the fair value approach is disclosed.

Observable inputs are publicly available data that are relevant to the characteristics of the assets / liabilities being valued. Observable inputs used by the Commission include, but are not limited to, published sales data for land and general office buildings.

Unobservable inputs are data, assumptions and judgements that are not available publicly, but are relevant to the characteristics of the assets / liabilities being valued. Significant unobservable inputs used by the Commission include, but are not limited to, subjective adjustments made to observable data to take account of the characteristics of the Commission's assets / liabilities, internal records of recent construction costs (and / or estimates of such costs) for assets' characteristics / functionality, and assessments of physical condition and remaining useful life. Unobservable inputs are used to the extent that sufficient relevant and reliable observable inputs are not available for similar assets / liabilities.

A fair value measurement of a non-financial asset takes into account a market participant's ability to generate economic benefits by using the asset in its highest and best use, which is its current use unless the asset is classified as held-for-sale under AASB 5 or it becomes highly probable that the asset will be used for an alternative purpose.

Fair value hierarchy

The Commission does not recognise any financial assets or financial liabilities at fair value.

All assets and liabilities of the Commission for which fair value is measured or disclosed in the financial statements are categorised within the following fair value hierarchy, based on the data and assumptions used in the most recent specific appraisals:

- Level 1 – represents fair value measurements that reflect unadjusted quoted market prices in active markets for identical assets and liabilities.
- Level 2 – represents fair value measurements that are substantially derived from inputs (other than quoted prices included within level 1) that are observable, either directly or indirectly; and
- Level 3 – represents fair value measurements that are substantially derived from unobservable inputs.

None of the Commission's valuations of assets or liabilities are eligible for categorisation into level 1 of the fair value hierarchy. There were transfers of all building assets and some land assets between the fair value hierarchy levels from 2 to 3 as a result of the comprehensive revaluation.

The Commission's building assets were valued using the Current Replacement Cost Approach using subjective non-observable inputs to assess the condition score and useful life. Land assets were valued using observable inputs, however where further subjective assessments were made to arrive at a fair value allowing for topography, shape, restricted use that required adjustments of +/- 25% to observable inputs then these assets have also been classified as level 3.

Infrastructure assets were valued using the Current Replacement Cost Approach and have been classified as level 3.

Note 11 – Fair value measurement (continued)

Categorisation of fair values recognised as of 30 June 2025.

	Level 2	Level 3	Total
	$'000	$'000	$'000
Land	58	2,818	2,876
Buildings	-	1,292	1,292
Infrastructure	-	254,238	254,238

Level 3 fair value measurement - reconciliation

	Land $'000	Building $'000	Infrastructure $'000	Total $'000
Carrying amount at 1 July 2024	-	-	172,090	172,090
Transfer from level 2 to level 3	2,803	801	-	3,604
Revaluation increments	15	526	85,811	86,352
Depreciation	-	(35)	(3,663)	(3,698)
Carrying amount at 30 June 2025	**2,818**	**1,292**	**254,238**	**258,348**

	Land $'000	Building $'000	Infrastructure $'000	Total $'000
Carrying amount at 1 July 2023	-	-	174,586	174,586
Acquisitions	-	-	244	244
Depreciation	-	-	(2,740)	(2,740)
Carrying amount at 30 June 2024	**-**	**-**	**172,090**	**172,090**

Note 11 – Fair value measurement (continued)

Level 3 significant valuation inputs and relationship to fair value

Description	Fair value at 30 June 2025 $'000	Revaluation $'000	Type and amount for significant level 3 inputs	Possible alternative amounts for significant level 3 inputs	Impact of alternative amounts for significant level 3 inputs
Land	2,818	15	Attributes and restrictions on land	1%-5% $28K- $141K	Increase/decrease in attributes and less restriction on land would increase/decrease the fair value
Buildings	1,292	526	Condition rating / remaining useful life	1%-5% $13K- $65K	Increase/decrease in condition rating / useful life would increase/decrease the fair value
Infrastructure	254,238	85,811	Condition rating / remaining useful life	1%-5% $2.5M- $12.7M	Increase/decrease in condition rating / useful life would increase/decrease the fair value

Description	Fair value at 30 June 2024 $'000	Indexation	Type and amount for significant level 3 inputs	Possible alternative amounts for significant level 3 inputs	Impact of alternative amounts for significant level 3 inputs
Infrastructure	172,090	Nil	Condition rating / remaining useful life	1%-5% $1.7M- $8.6M	Increase/decrease in condition rating / useful life would increase/decrease the fair value

Note 12 – Payables

	2025 $'000	2024 $'00
Accrued expenses	688	934
Accrued audit fees	24	25
Creditors	30	247
Goods and services tax payable to ATO	140	3
	882	**1,24**

Recognition and measurement

Trade creditors are recognised upon the receipt or completion of the goods or services ordered and are measured at the nominal amount i.e., agreed purchase/contract price, gross of applicable trade and other discounts. Amounts owing are unsecured and are generally settled within 14 to 30 days.

Note 13 – Reconciliation of operating result to net cash provided by operating activities

	2025 $'000	2024 $'000
Operating result	(1,505)	(1,766)
Depreciation	3,707	2,782
Decrease / (increase) in receivables	1	(4)
(Decrease) / increase in payables	(464)	(662)
Decrease / (increase) in GST receivable	-	184
Increase / (decrease) in GST payable	106	-
Net cash provided by operating activities	**1,845**	**534**

Note 14 – Equity

Movement in asset revaluation reserve

	2025 $'000	2024 $'000
Land		
Balance as at 1 July	1,913	1,451
Revaluation increments	10	462
Balance as at 30 June	**1,923**	**1,913**
Buildings		
Balance as at 1 July	1,324	1,324
Revaluation increments	526	-
Balance as at 30 June	**1,850**	**1,324**
Infrastructure		
Balance as at 1 July	188,517	188,517
Revaluation increments	85,811	-
Balance as at 30 June	**274,328**	**188,517**
Plant & equipment		
Balance as at 1 July	16	16
Balance as at 30 June	**16**	**16**
Total	**278,117**	**191,770**

Recognition and measurement

The asset revaluation reserve represents the net effect of upwards and downwards revaluations of assets to recognise fair value.

Note 15 – Financial risks

Financial instrument categories

Financial assets and financial liabilities are recognised in the statement of financial position when the Commission becomes party to the contractual provisions of the financial instrument.

The Commission has the following categories of financial assets and financial liabilities.

Class:	Note	Category	Carrying Amount 2025 $'000	Carrying Amount 2024 $'000
Financial assets				
Cash and cash equivalents	8		5,707	3,862
Receivables	9	**Amortised cost**	11	12
Total financial assets			**5,718**	**3,874**
Financial liabilities				
Payables[1]	12	**Amortised cost**	742	1,206
Total financial liabilities			**742**	**1,206**

1. Excludes statutory payables (not within the scope of AASB 7).

No financial assets and financial liabilities have been offset and presented net in the statement of financial position.

Risk Exposure

The Commission's financial instruments arise directly from the Commission's operations. The Commission does not enter or trade financial instruments for speculative purposes. The Commission does not use financial derivatives.

The Commission's main risks arising from financial instruments are outlined below, together with the Commission's objectives, policies, and processes for measuring and managing risk. Further quantitative and qualitative disclosures are included throughout these financial statements.

The Commissioners have overall responsibility for the establishment and oversight of risk management and reviews policies for managing each of these risks. Risk management policies are established to identify and analyse the risks faced by the Commission, to set risk limits and controls and to monitor risk.

Compliance with policies is reviewed by the Commissioners on a continuous basis.

Note 15 – Financial risks (continued)

The Commission's activities expose it to a variety of financial risks as set out in the following table:

Risk exposure	Definition	Exposure
Credit risk	The risk that the Commission may incur financial loss as a result of another party to a financial instrument failing to discharge their obligation.	The Commission's exposure to credit risk is minimal in respect to its receivables (Note 9). No collateral is held by the Commission. The Commission has not granted any financial guarantees.
Liquidity risk	The risk that the Commission may encounter difficulty in meeting its obligations associated with financial liabilities that are settled by delivering cash or other financial assets.	The Commission is exposed to liquidity risk in respect of its payables (Note 12).
Market risk	The risk that the fair value or future cash flows of a financial instrument will fluctuate because of changes in market prices. Market risk comprises three types of risk: currency risk, interest rate risk and other price risk. Interest rate risk is the fair value or future cash flows of a financial instruments that will fluctuate because of changes in market interest rates.	The Commission does not trade in foreign currency and is not materially exposed to commodity price changes or other market prices. The Commission is exposed to interest rate risk through its cash deposited in interest bearing accounts (Note 8).

Note 15 – Financial risks (continued)

The Commission measures risk exposure using a variety of methods as follows:

Risk exposure	Measurement method	Risk management strategies
Credit risk	Ageing analysis	The Commission manages credit risk through the use of its credit management strategy. This strategy aims to reduce the exposure to credit default by ensuring that the Commission transacts with credit worthy individuals and monitors all funds owed are received on a timely basis.
Liquidity risk	Sensitivity analysis	The Commission manages its liquidity risk as much as practicable through the effective application of cash management practices. These practices aim to reduce the exposure to liquidity risk by ensuring the Commission has sufficient funds available to always meet supplier obligations. This is achieved by ensuring that adequate levels of cash are held within the various bank accounts to match the expected duration of the various supplier liabilities.
Market risk	Interest rate sensitivity analysis	The Commission does not undertake any hedging in relation to interest risk. The Commission manages this risk by investing its funds with the Queensland Treasury Corporation. The Commission uses a reasonably possible change of 1% to assess its exposure to interest rate risk, which is consistent with trends in interest rates.

Credit risk exposure

The commission has limited exposure to credit risk.

Note 15 – Financial risks (continued)

Liquidity risk

The following table sets out the liquidity risk of financial liabilities held by the Commission. It represents the contractual maturity of financial liabilities, calculated based on undiscounted cash flows relating to the liabilities at reporting date.

		Contractual Maturity			
	Note	1 year or less $'000	1 to 5 years $'000	Greater than 5 years $'000	Total $'000
30 June 2025					
Payables[1]	12	742	-	-	742
		742	**-**	**-**	**742**
30 June 2024					
Payables	12	1,206	-	-	1,206
		1,206	**-**	**-**	**1,206**

1. Excludes statutory payables (not within the scope of AASB 7).

Note 16 – Key management personnel disclosures

The following details for key executive management personnel include those positions that had authority and responsibility for planning, directing, and controlling the activities of the Commission during 2024-25. Further information on these positions can be found in the body of the Annual Report under the section relating to the Commission.

Key executive management personnel

Position	Current Incumbents		Responsibilities
	Appointment Authority	Date appointed to position (Ongoing)	
Chair of the Commission	Premiers of Queensland and New South Wales	19/4/18 to 7/10/26	• Determine the quantities of water available to the states, under the agreed water sharing arrangements, from the Border Rivers and from the shared dams and weirs • Control the construction, operation and maintenance of works taken over or constructed by the Commission under the Agreement • Investigate matters to enable the Commission to exercise the powers and discharge the duties conferred upon it by the Agreement • Report and make recommendations to the governments of New South Wales and Queensland regarding the construction of works, sharing the waters of the intersecting streams, sharing groundwater and other matters • Arrange for river flows and groundwater levels to be effectively monitored.
Commissioner representing Queensland	Order in Council	22/07/21 to 21/07/26	
Commissioner representing New South Wales	Order in Council	26/9/23 to 25/09/28	
Deputy Commissioner representing Queensland	Order in Council	22/07/21 to 21/07/26	
Deputy Commissioner representing New South Wales	Order in Council	05/03/2025 to 04/03/2030	
Chief Executive Officer	Resolution of Commission	17/12/18 to ongoing	• Leading and driving the necessary tasks to be undertaken by the joint State Governments. • Responsible for the oversight of the operational management of the Commission including the implementation of effective corporate planning and governance frameworks • Effective allocation of resources to ensure the Commission meets its legislative and strategic objectives.

Note 16 – Key management personnel disclosures (continued)

Remuneration

Apart from the Chair of the Commission, no commissioner has received or is entitled to receive remuneration from the Commission. The remuneration packages for the Chair of the Commission does not provide for any performance or bonus payments.

Position	FY	Short Term		Long Term Employee Expenses	Post Employment Expenses	Termination Expenses	Total Remuneration
		Monetary Expenses	Non-Monetary Expenses				
		$'000	$'000	$'000	$'000	$'000	$'000
Chair of the Commission	2024-2025	36	4	0	4	0	44
Chair of the Commission	2023-2024	36	0	0	4	0	40

Note 17 – Related party transactions

Transactions with Queensland and NSW government agencies

As outlined in note 1, under the current agreement embodied in the constituting legislation, the two States, being New South Wales and Queensland, continue to fund the operations of the Commission with grants. Refer note 2.

With the exclusion of the Chair, all key management personnel are employees of either the Queensland or New South Wales Governments. The Commission has specific arrangements for secretarial and accounting support to be provided by employees of the DLGWV (Queensland) and the DCCEEW (NSW). Refer note 4.

Key Executive Management Personnel, Remuneration and Related Party Transactions

Key executive management personnel and remuneration disclosures are made in accordance with section 5 of the Financial Reporting Requirements for Queensland Government Agencies issued by Queensland Treasury. Refer to note 16 for the disclosures on key executive management personnel and remuneration.

During the year, Commission did not enter into transactions with key management personnel, their close family members and controlled or jointly controlled entities thereof.

Note 18 – Commitments

There are no capital expenditure commitments in 2024-25 or beyond (2023-24: nil).

Note 19 – Contingencies

No contingent assets or liabilities were identified by the Commission in 2024-25 (2023-24: nil).

Note 20 – Events occurring after balance date

There are no known events occurring after balance date that would influence the Commission's financial statements.

Note 21 – Climate related risks

The Commission is exposed to the impacts of climate change events such as cyclones, wind, hail, floods, drought and fire which are inherently unpredictable in nature and can vary with regards to frequency and severity. The commission considers climate-related risks when assessing material accounting judgements and estimates used in preparing its financial report. Key estimates and judgments identified include the potential for changes in asset useful lives, changes in the fair value of assets, impairment of assets, the recognition of provisions or the possibility of contingent liabilities.

No adjustments to the carrying value of assets were recognised during the financial year as a result of climate related risk impacting current accounting estimates and judgements. No other transactions have been recognised during the financial year, specifically due to climate-related risks impacting the Commission

The Commission continues to monitor the emergence of material climate-related risks that may impact the financial statements, including those arising under the Queensland Government’s Queensland 2035 Clean Economy Pathway, and other Queensland Government climate-related policies or directives.

End of audited financial statements

Queensland
Audit Office
Better public services

INDEPENDENT AUDITOR'S REPORT

To the Commissioners of the Dumaresq-Barwon Border Rivers Commission

Report on the audit of the financial report

Opinion

I have audited the accompanying financial report of the Dumaresq-Barwon Border Rivers Commission.

The financial report comprises the statement of financial position as at 30 June 2025, the statement of comprehensive income, statement of changes in equity and statement of cash flows for the year then ended, notes to the financial statements including material accounting policy information, and the management certificate.

In my opinion, the financial report:

a) gives a true and fair view of the entity's financial position as at 30 June 2025, and its financial performance and cash flows for the year then ended; and

b) complies with the *Financial Accountability Act 2009*, the Financial and Performance Management Standard 2019 and Australian Accounting Standards.

Basis for opinion

I conducted my audit in accordance with the *Auditor-General Auditing Standards*, which incorporate the Australian Auditing Standards. My responsibilities under those standards are further described in the *Auditor's Responsibilities for the Audit of the Financial Report* section of my report.

I am independent of the entity in accordance with the ethical requirements of the Accounting Professional and Ethical Standards Board's APES 110 *Code of Ethics for Professional Accountants (including independence standards)* (the Code) that are relevant to my audit of the financial report in Australia. I have also fulfilled my other ethical responsibilities in accordance with the Code and the *Auditor-General Auditing Standards*.

I believe that the audit evidence I have obtained is sufficient and appropriate to provide a basis for my opinion.

Responsibilities of the entity for the financial report

The Commissioners are responsible for the preparation of the financial report that gives a true and fair view in accordance with the *Financial Accountability Act 2009*, the Financial and Performance Management Standard 2019 and Australian Accounting Standards, and for such internal control as the Commissioners determine is necessary to enable the preparation of the financial report that is free from material misstatement, whether due to fraud or error.

The Commissioners are also responsible for assessing the entity's ability to continue as a going concern, disclosing, as applicable, matters relating to going concern and using the going concern basis of accounting unless it is intended to abolish the entity or to otherwise cease operations.

Queensland Audit Office
Better public services

Auditor's responsibilities for the audit of the financial report

My objectives are to obtain reasonable assurance about whether the financial report as a whole is free from material misstatement, whether due to fraud or error, and to issue an auditor's report that includes my opinion. Reasonable assurance is a high level of assurance, but is not a guarantee that an audit conducted in accordance with the Australian Auditing Standards will always detect a material misstatement when it exists. Misstatements can arise from fraud or error and are considered material if, individually or in the aggregate, they could reasonably be expected to influence the economic decisions of users taken on the basis of this financial report.

A further description of my responsibilities for the audit of the financial report is located at the Auditing and Assurance Standards Board website at:

https://www.auasb.gov.au/auditors_responsibilities/ar4.pdf

This description forms part of my auditor's report.

Report on other legal and regulatory requirements

Statement

In accordance with s.40 of the *Auditor-General Act 2009*, for the year ended 30 June 2025:

a) I received all the information and explanations I required.

b) I consider that, the prescribed requirements in relation to the establishment and keeping of accounts were complied with in all material respects.

Prescribed requirements scope

The prescribed requirements for the establishment and keeping of accounts are contained in the *Financial Accountability Act 2009*, any other Act and the Financial and Performance Management Standard 2019. The applicable requirements include those for keeping financial records that correctly record and explain the entity's transactions and account balances to enable the preparation of a true and fair financial report.

Jacques Coetzee

4 September 2025

Jacques Coetzee
as delegate of the Auditor-General

Queensland Audit Office
Brisbane

Glossary

Name	Description
2024 **2023-24** **2023-2024**	Refers to the financial year commencing 1 July 2023 and ending 30 June 2024.
2025 **2024-25** **2024-2025**	Refers to the financial year commencing 1 July 2024 and ending 30 June 2025.
$k | $'000	Values are in thousands. Currency Australian dollars.
$M	Values are in millions. Currency Australian dollars.
Act Agreement	New South Wales-Queensland Border Rivers Agreement 1946 is the Schedule in both the New South Wales-Queensland Border Rivers Act 1946 (Qld) and New South Wales-Queensland Border Rivers Act 1947 (NSW). Act Agreement clauses between the States are the same.
Acts	Refers collectively to the New South Wales-Queensland Border Rivers Act 1946 (Qld) and New South Wales-Queensland Border Rivers Act 1947 (NSW). Act provisions between the States differ.
ASX	Australian Stock Exchange
Border Rivers	Act Agreement Clause 51 Interpretation: means the parts of the Dumaresq, Macintyre, and Barwon Rivers constituting part of the boundary between the States of New South Wales and Queensland, the actual border for this Agreement being the median line of the river in question.
Bore pipe	A bore can have several observation points for measuring piezometric pressures within an aquifer.
Carrier Rivers	Act Agreement Clause 51 Interpretation: means the parts of the Dumaresq, Macintyre, and Barwon Rivers constituting part of the boundary between New South Wales and Queensland and located between the Mingoola Gauging Station and the point where the Barwon River reaches the twenty-ninth parallel of south latitude
CEO	Chief Executive Officer
COAG 1994	Council of Australian Governments 1994 reform framework for the water industry.
Commission	The Dumaresq-Barwon Border Rivers Commission. The Commission became a separate vehicle when the Acts were ratified in both the Queensland and New South Wales Parliaments in 1946 and 1947, respectively. It is a joint States' operation with powers to ensure water sharing equity between the parties as agreed in the Act Agreement. The Commission is recognised as a not-for-profit, unincorporated Statutory Body in both States.
Controlling Authority	Current State Controlling Authorities are WaterNSW and DRDMW. Act Agreement Clause 51 Interpretation: where used in reference to a State means any Government Department or Authority of that State which under the laws of that State is authorised or required to exercise the powers and fulfil the obligations by this Agreement conferred or imposed upon a Controlling Authority. Act Agreement Clause 16(6) Functions of the Commission: The work of investigating, surveying, designing and constructing works on behalf of the Commission under this Agreement shall be carried out by the Controlling Authorities of New South Wales or of Queensland as arranged by the Commission and approved by the parties hereto. Unless the Commission, any work to be carried out on behalf of the Commission under this Agreement in a State shall be carried out by that State's Controlling Authority.

Name	Description
Diversion	Act Agreement Clause 51 Interpretation: includes abstraction impounding and appropriation of water that diminishes or retards the volume of flow of a river.
DLGWV	Queensland Department of Local Government, Water and Volunteers
DCCEEW	New South Wales Department of Climate Change, Energy, the Environment and Water
Dumaresq Storage	Act Agreement Clause 51 Interpretation: means the storage and basin or basins which at the relevant time are provided by any dam or dams constructed under this Agreement on Pike Creek or on the Dumaresq River upstream of the Mingoola Gauging Station or on a tributary of that river upstream of that station
EAP	Emergency Action Plan
Entity	For the purposes of this report, incorporates State Government Departments, Statutory Bodies and government owned businesses.
FY25	Refers to the financial year commencing 1 July 2024 and ending 30 June 2025.
Groundwater	Act Agreement Clause 51 Interpretation: means water occurring—(a) in a geological structure or formation; or (b) in an artificial landfill; under the surface of the ground in the groundwater area, excluding water from a formation in the Great Artesian Basin.
Groundwater Area	Act Agreement Clause 51 Interpretation: means the area comprising—(a) part of the State of New South Wales; and (b) part of the State of Queensland; overlying alluvium containing groundwater associated with the Carrier Rivers
Hydrometric	The process of measuring water quantity and quality.
Intersecting Streams	Act Agreement Clause 51 Interpretation: means the Moonie, Bokhara, Narran, Culgoa, Ballandool, Warrego and Paroo rivers and the effluents and tributaries thereof and any stream or watercourse which forms part of the Darling River drainage system and crosses the New South Wales–Queensland border west of the town of Mungindi.
Maintenance	Act Agreement Clause 51 Interpretation: includes repairs and improvements
MDBA	Murray Darling Basin Authority
Mingoola Gauging Station	In the 1968 amendment bill, this station became the geographic changeover point on the Dumaresq River as stated in the defined terms Dumaresq Storage and Carrier Rivers. The station was commissioned in 1954 and decommissioned in 1982. Act Agreement clauses references are read as the location of the decommissioned Mingoola Gauging Station. This site was located just upstream of the Hynes Bridge Road, approx. six kilometres south of where Pike Creek enters the Dumaresq River.
NSW	New South Wales, Australia
Qld	Queensland, Australia
River and Tributary	Act Agreement Clause 51 Interpretation: respectively include any affluent, effluent, creek, anabranch, or extension of and any lake or lagoon connected with the river or tributary
Sunwater	Sunwater Ltd, Queensland Government-Owned Corporation
WaterNSW	WaterNSW, New South Wales State-Owned Corporation
Watershed of Dumaresq River	Act Agreement Clause 50a: For the purposes of this Agreement, the Dumaresq River and its tributaries upstream of the Mingoola Gauging Station include every stream within the watershed of the Dumaresq River upstream of that station

Dumaresq-Barwon Border Rivers Commission
C/- Queensland Department of Regional
Development, Manufacturing and Water
GPO Box 2247
Brisbane Qld 4001

0447 246 638

deb.hobson@dcceew.nsw.gov.au

www.brc.gov.au